

2015 Annual Report



Saginaw County Road Commission
3020 Sheridan Ave.
Saginaw, MI 48601
www.scr-mi.org



INDEX

Submission of Officers.....1

Managing Director.....2

Fact Sheet.....3

Evolution of a Road Commission.....4-5

Project Selection.....6

Michigan Transportation Fund
& Michigan Transportation Economic Development Funds.....7

Overall Accomplishments.....8

Primary Road Projects.....9

Local Road Projects.....10-12

Allocation of Funds.....13

2015 Project Map.....14

Primary Maintenance by Townships.....15-18

Local Maintenance by Townships.....19-22

Miscellaneous Maintenance Projects.....23-24

Township Contributions.....25

Statement of Revenues & Expenditures.....26

Balance Sheet.....27

Organizational Chart.....28





SUBMISSION OF OFFICERS

ANNUAL REPORT OF THE BOARD OF COUNTY ROAD COMMISSIONERS OF SAGINAW COUNTY, MICHIGAN

Fiscal Year Ending December 31, 2015



Richard H. Crannell, PE
Chairperson



Deb Kestner
Vice-Chairperson



John D. Sangster
Member



Todd M. Hare
Member



Ronald L. Sholtz
Member

The Saginaw County Road Commission takes pleasure in submitting to you and the people of Saginaw County our fiscal year 2015 annual report in compliance with the provisions of Public Act 283 of 1909, as amended. Information in this report covers the fiscal year of January 1, 2015 through December 31, 2015.

Included in our annual report is a brief history of the Saginaw County Road Commission, an outline of our funding sources, a list of our activities related to construction and maintenance of our roads, bridges and miscellaneous items and our expenditures for the 2015 fiscal year.

Respectfully submitted,

**BOARD OF COUNTY ROAD COMMISSIONERS
OF THE COUNTY OF SAGINAW**

Richard H. Crannell, Chairperson





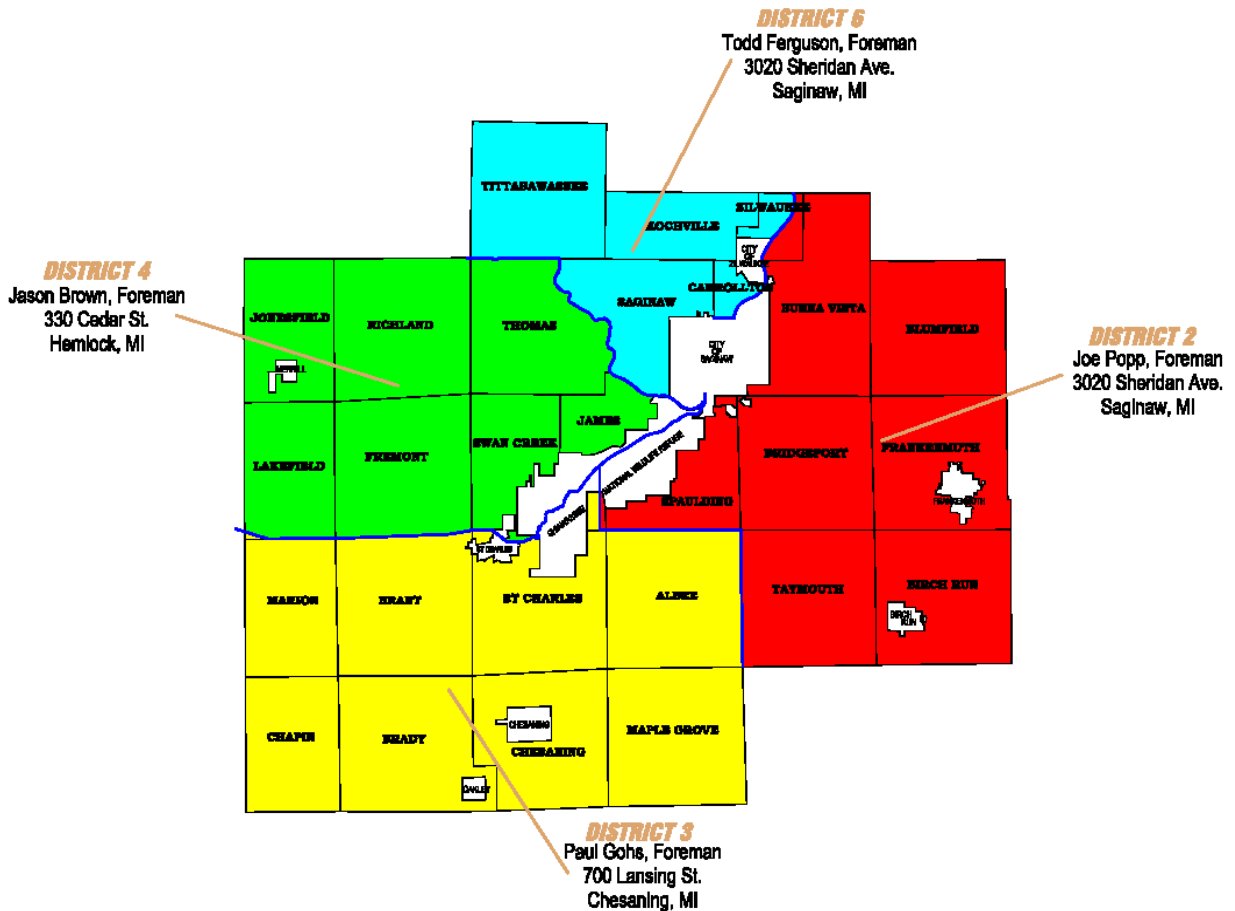
MANAGING DIRECTOR



Dennis L. Borchard

As Managing Director, Dennis Borchard is responsible for overseeing the day-to-day activities of the Road Commission. The Manager has several department heads who report to him to keep him abreast of the operations of the Road Commission.

The goal of the Saginaw County Road Commission remains steadfast: using our expertise, energy and funds to provide the safest and most convenient road system possible, and to contribute to economic development and a high quality of life throughout the county.





FACT SHEET

Saginaw County residents:	200,169	Total miles of road	1,849.38
Residents of townships served:	142,059	Miles of primary road	499.24
Road Commission employees:	62	Miles of local road	1350.14
Commissioners:	5		
Townships served:	27		

- | | |
|-------------|---------------|
| Albee | Kochville |
| Birch Run | Lakefield |
| Blumfield | Maple Grove |
| Brady | Marion |
| Brant | Richland |
| Bridgeport | Saginaw |
| Buena Vista | St. Charles |
| Carrollton | Spaulding |
| Chapin | Swan Creek |
| Chesaning | Taymouth |
| Frankenmuth | Thomas |
| Fremont | Tittabawassee |
| James | Zilwaukee |
| Jonesfield | |

Total Revenue	\$ 23,793,319
Michigan Transportation Fund (MTF)	\$ 13,170,555
Federal, State, Twp. & Other Revenue	\$ 10,622,764
Miles of 2015 construction projects	12.19
Bridges replaced	1
Miles of local roads chip sealed	67.76
Miles of primary roads chip sealed	26.47
Miles of gravel placed roads	35.37
Tons of salt used	9,691.18





EVOLUTION OF A ROAD COMMISSION

From the 1850's through the 1920's, state law permitted townships to exercise responsibility for building and maintaining local roads. A highway commissioner in each organized township had the duty to oversee the road system.

Near the turn of the century, the popularization of the bicycle and the invention of the automobile caused major changes in our highway system. The first significant improvements in the administration of Michigan's highways came in 1883 with the passage of Public Act 278, which provided for a somewhat experimental district of eight townships to be established in our neighboring county of Bay. This action was found to promote needed consistency, create a more efficient road agency and provide a means to raise funds for road improvements.

In 1893, the "County Road Law" was passed which encouraged other counties to follow the lead of Bay County. But most, including Saginaw, still preferred the "one commissioner per township" method. In 1909, legislative action created county road commissions as we know them today. Each county had the option to adopt the new law, which Saginaw County did in December of 1917. The first three road commissioners appointed in Saginaw County were L.L. Pearson of Saginaw, Peter Bell of Taymouth Township and Edward Perrot of Chesaning.

The first county highway engineer appointed by the new board was David A. Nichol and the first county road superintendent was William Sommerfield.

Originally, the Road Commission had offices in the courthouse, but in the early 1920's moved to 312 Court Street because of the need for more space.

At that time (circa 1925), there were three separate systems of roads in the county. One was the county road system, owned and maintained by the county; another was the state trunk line system, maintained by the state; and the third was a system of township roads, maintained by each township.

In 1931, Michigan Legislature passed the McNitt Act, which transferred all the township roads to county jurisdiction over a five-year period. The McNitt Act also established right-of-way widths and mandated that funding come from a portion of the weight and gasoline taxes. During the five-year period, the Saginaw County road mileage jumped from 340 miles to over 1,500 miles.





EVOLUTION OF A ROAD COMMISSION

In the late 1930's the Saginaw County Road Commission came to realize they had to improve the many miles of dirt roads that existed. Most of these roads were originally constructed by digging a ditch on each side and using the spoils to build up the roadbed. This made for narrow roads of clay and silt that were nearly impassible during rainy periods, especially in the spring. The proposed solution was to cover the roads with gravel or crushed stone and then prime and seal with an asphaltic material covered with stone chips, or pave with a bituminous asphalt mixture or in some instances, concrete.

By 1951, the Saginaw County Road Commission had an ongoing paving program. The passage of Public Act 51 in 1951 clearly defined the activities of county road commissions and defined funding sources and how they are divided to build and maintain roads and bridges. The Saginaw County Road Commission was placing a hard surface on over 60 miles of roads each year by the end of the 1950's. Most of these roads were narrow and any ditches that existed were close to the edge of the roadway.

By the middle of the 1970's the proliferation of legal actions and the rising cost of insurance ended the practice of just blacktopping the existing roadways. Roads needed to be constructed to meet current standards of highway safety. Today, the Road Commission prefers a minimum roadway width of 20 feet with 6-foot shoulders for low volume local roads. Primary roads need to be a minimum of 22 feet wide with 6-foot shoulders. Moving the ditches out to accommodate a wider, safer roadway is almost always necessary when considering even a seemingly insignificant paving project. The combination of roadway width, shoulders, fore-slopes, ditches and back-slopes take up all of the 66-foot wide right-of-way. Once the ditching is re-done and the roadway is paved to the proper width, then it's back to preserving the pavement we have by chip and seal, crack sealing or periodic paving.

The increasing cost of rebuilding roadways and bridges combined with little increase of revenue over the past eight years or so, make the Road Commission's job difficult at best. Managing our road and bridge assets by using a "mix of fixes" is the way of the future. It has been proven that fixing the worst first will lead to having more bad roadways than good. Preserving our good roadways and rebuilding a few of our bad roadways each year will gradually improve the average condition of our entire system.

Throughout its evolution, from the end of the year of 1917 to today, the Saginaw County Road Commission has constantly changed to meet its customer's needs. For its 98 years of existence the Road Commission has been and always will be committed to using the best available expertise and maximizing the available funds to make sure Saginaw County has the safest, most convenient road system possible.





PROJECT SELECTION



The Road Commission establishes road improvement priorities for the primary road system. Annually, our staff develops an improvement plan spanning five years that is based on engineering assessments and on site reviews. This plan is reviewed and projects are undertaken, based on current and future road needs and anticipated funding.

In December 2014, the Saginaw County Road Commission adopted a \$25,029,737 budget for FY2015. The plan includes such projects as resurfacing, reconstructing and widening roads; converting certain roads to all-season status; safety projects; bridge replacements; and upgrading some traffic signals.



For the local road system, road improvement priorities are developed in conjunction with township governments. The Road Commission maintains a local road participation fund program that provides funds for each township that must be matched on a dollar-for-dollar basis for road improvement projects. These projects include local road preservation/structural improvements and construction/capacity improvement projects, such as installation of significant storm sewer improvements, chip seal, asphalt overlays and road reconstruction. The financial commitment of township boards and residents through the years has proved invaluable. These partnerships help provide better service to our joint constituencies.





Michigan Transportation Fund and Michigan Transportation Economic Development Funds

MICHIGAN TRANSPORTATION FUNDS

The Michigan Transportation Fund (MTF) is the repository of fuel taxes and vehicle registration fees collected by the state and the principal source of road commission funding. The collected funds are distributed to the Michigan Department of Transportation (MDOT), 535 cities and villages and 83 county road commissions using a formula based on variables that include the density of population, road mileage by classification and collected vehicle registration fees.

Our 2015 general allocations revenue from the MTF increased by \$457,463 from 2014. Even with this slight increase, our current MTF is still less than our 2000 MTF revenue, and most materials have increased exponentially over the years.

MICHIGAN TRANSPORTATION ECONOMIC DEVELOPMENT FUNDS

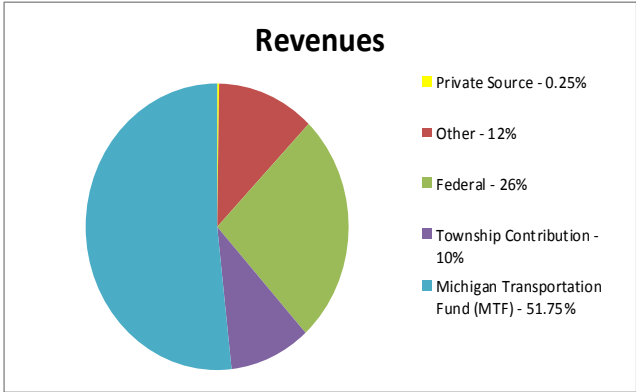
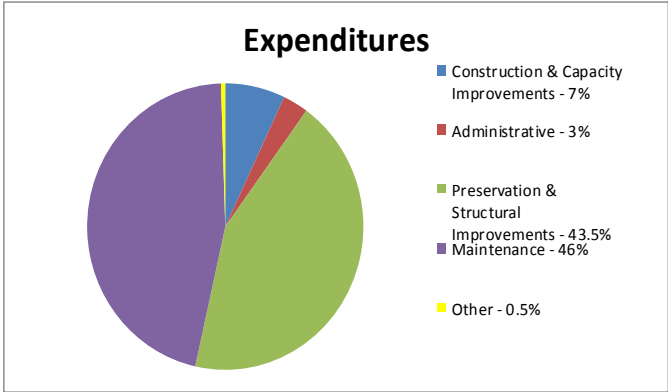
The Road Commission also works diligently to qualify for special sources of revenue for road improvement projects from other state and federal sources.

State sources include local bridge funds and Transportation Economic Development Funds (TEDF). Categories of TEDF funding include:

Category A, competitively available for upgrading roads that will benefit certain state sanctioned, targeted industries that will create or retain a specified number of jobs.

Category D, to upgrade to all-season-road status and to develop a network of roads that are not weight-restricted during seasonal road thaws.

Category F, competitively available for upgrading roads to all-season status to complete broken links in the all-season-road network in the urban area.





OVERALL ACCOMPLISHMENTS

During 2015, the Saginaw County Road Commission devoted more than \$14.4 million to various betterment activities, including paving, chip seal, brining and gravelling. More than 8.34 miles of road were paved. And to preserve the capital investment in our roads, approximately 94 miles of road were chip sealed, as well as the addition of turn lanes at intersections, shoulder paving and the upgrading of traffic signals at several intersections.

The county road system continues to grow. During the past three years, 0.36 miles of roads have been added to the public road system. These new roads are the result of developments that built roads to public road standards and then were donated for public use. These new roads require public road service and therefore, this growth reflects positively on the quality of life and business climate of Saginaw County.

Maintenance Mode



2015 Crack Sealing Program



2015 Chip Seal Program





PRIMARY ROAD PROJECTS

Township	Road Name	From Location	To Location	Description	Amount, Incl. Distributive
Saginaw	Wieneke & Shattuck	Wieneke (Weiss to Shattuck)	Shattuck (Lawndale to Wieneke)	Drainage and Paving	\$ 1,695,702.31
451 Primary Roads - Construction/ Capacity Improvements					\$ 1,695,702.31
Albee	Gary/Gasper	Fergus Road	Lincoln	Drainage and Paving	\$ 1,489,857.79
Bridgeport	Williamson	King	Iowa	Cross-Culvert Replacement	\$ 10,935.05
Buena Vista	M-46	Outer Drive	Outer Drive	Design-Survey	\$ 53,950.57
Carrollton	Weiss	Hermansau	I-675	Drainage and Paving	\$ 28,440.18
Jonesfield	Meridian	Tittabawassee	N. County Line Road	Chip and Seal	\$ 55,857.88
Kochville	Tittabawassee/Fashion Square	Signal	Signal	Traffic Signal	\$ 89,032.25
Marion	Ithaca Road	West of Steel Road	Golombisky Drain	Cross-Culvert Replacement	\$ 17,718.93
Marion	Marion	Meridian	Fenmore	Drainage and Paving	\$ 717,156.39
Saginaw	Mackinaw Road	Shattuck	McCarty	Paving Only	\$ 32,659.53
St. Charles	Fergus Road	Shiawassee River	Graham Road (M-52)	Design-Survey	\$ 10,530.29
Thomas	River	Frost	Dice	Bank Stabilization	\$ 351,485.40
Thomas	Miller	Gratiot	State	Drainage and Paving	\$ 2,397,412.97
Thomas	Miller (Emergency Signal)	Gratiot	Shields Drive	Traffic Signal	\$ 7,712.62
Tittabawassee	Freeland Road	M-47	RailroadTracks	Drainage and Paving	\$ 2,225,873.52
459-Primary Roads - Preservation/ Structural Improvements					\$ 7,488,623.37
Birch Run	Birch Run Road	over	Briggs Drain	Bridge Replacement	\$ 9,552.36
Chesaning	Gasper	over	Branch of Fairchild	Design-Survey	\$ 9,552.34
Chesaning	Gary	Sharon	Corruna	Bridge Replacement	\$ 7,786.32
Frankenmuth	Curtis	Maple	Beyer	Design-Survey	\$ 15,273.39
Jonesfield	Merrill	over	Handy Creek	Design-Survey	\$ 9,552.34
Taymouth	Morseville	over	Silver Creek	Design-Survey	\$ 16,702.19
460-Primary Bridges - Preservation/ Structural Improvements					\$ 68,418.94





LOCAL ROAD PROJECTS

Township	Name	From Location	To Location	Description	Length	Account Number	Sub Account	Amount, Incl. Distributive
Albee	East Road	Gary Road	Burt Road	Drainage Only	1.00	48900135	291	\$ 2,694.47
Albee	Rathbun	Sharidan	East (M-13)	Cross-Culvert Replacement	0.10	489C0112	081	\$ 2,907.85
								\$ 5,602.32
Birch Run	Burt	Block	Gera	Drainage and Chip Seal	1.00	48900226	009	\$ 41,832.00
								\$ 41,832.00
Brady	Harris	M-52	Fordney	Cross-Culvert Replacement	0.10	489C0401	121	\$ 3,857.36
Brady	Fowler	Baldwin	M-57	Cross-Culvert Replacement	0.10	489C0408	211	\$ 2,817.44
Brady	Steel Road	M-57	Wickie	Cross-Culvert Replacement	0.10	489C0418	161	\$ 3,345.70
Brady	Ferden	Brennan	Fowler	Cross-Culvert Replacement	0.10	489C0420	031	\$ 2,219.06
Brady	Steel Road	Over S. Branch Bad River	Over S. Branch Bad River	Design-Survey	0.10	49000406	171	\$ 8,040.29
Brady	Peet Road	Over Lamb Crk	Over Lamb Crk	Design-Survey	0.10	49000419	061	\$ 7,977.23
								\$ 28,257.08
Brant	Marion	Raucholz	Hemlock	Drainage Only	0.10	48900522	071	\$ 14,153.88
Brant	Schroeder Road	Brennan	Stevens	Cross-Culvert Replacement	0.10	489C0508	131	\$ 2,638.43
Brant	Brennan Road	Gary Road	Burt Road	Cross-Culvert Replacement	0.10	489C0533	281	\$ 2,912.34
								\$ 19,704.65
Bridgeport	Old King	Dead	End	Cross-Culvert Replacement	0.01	48900609	071	\$ 3,252.05
Bridgeport	Baker	Portsmouth	Reimer	Drainage and Chip Seal	1.00	48900612	211	\$ 13,920.95
Bridgeport	Townline	Marshall	Pettit	Drainage and Paving	1.05	48900634	021	\$ 132,534.14
Bridgeport	Riverview	Dixie Highway	Rook	Cross-Culvert Replacement	0.10	489C0626	701	\$ 1,178.08
								\$ 150,885.22
Buena Vista	Munger Road	Portsmouth	Fred	Drainage and Chip Seal	1.03	48900707	001	\$ 38,747.55
Buena Vista	Munger Road	Fred	Ruff	Cross-Culvert Replacement	0.10	48900722	001	\$ 103.26
Buena Vista	Hack Road	Portsmouth	Dead End	Bridge Repair	0.10	49000701	211	\$ 8,263.28
								\$ 47,114.09
Carrollton	Lincoln Street	Hickory	Dead End	Drainage Only	0.08	48900807	041	\$ 2,499.83
Carrollton	Hermansau	2861 Hermansau	2861 Hermansau	Drainage Only	0.10	48900814	071	\$ 6,883.90
								\$ 9,383.73
Chesaning	Gary	Frandsche	M-52	Cross-Culvert Replacement	0.10	489C1006	011	\$ 2,916.45
Chesaning	Gary	Sharon	McKeighan	Cross-Culvert Replacement	0.10	489C2133	021	\$ 2,907.85
								\$ 5,824.30

LOCAL ROAD PROJECTS

Township	Name	From Location	To Location	Description	Length	Account Number	Sub Account	Amount, Incl. Distributive
Frankenmuth	Stern	Dehmel	Beyer	Drainage and Chip Seal	1.00	48901121	171	\$ 22,050.23
Frankenmuth	Tuscola	12525 Tuscola Road	Reese Road	Design-Survey	0.55	48901125	161	\$ 85,297.22
Frankenmuth	Dehmel	Warnick	Townline	Drainage and Paving	0.52	48901133	411	\$ 185,342.10
Frankenmuth	Dehmel Road	Over Dead Creek	Over Dead Creek	Bridge Replacement	0.10	49001134	411	\$ 900,098.67
								\$ 1,192,788.22
Fremont	Pretzer Road	Ederer	Swan Creek	Drainage and Paving	1.13	48901202	321	\$ 137,075.64
Fremont	Brennan Road	Roosevelt	Spencer	Cross-Culvert Replacement	0.10	489C1217	171	\$ 3,281.05
Fremont	Baumgartner	Fordney	Orr	Cross-Culvert Replacement	0.10	489C1225	051	\$ 2,424.29
Fremont	Beaver Road	Fordney	Townline	Cross-Culvert Replacement	0.10	489C1236	031	\$ 1,970.50
								\$ 144,751.48
James	Hart	Miller	River	Design-Survey	1.02	48901312	021	\$ 46.77
James	Strieter	Stroebe	Stroebe	Design-Survey	0.32	48901331	011	\$ 1,590.35
								\$ 1,637.12
Jonesfield	Meridian	Swan Creek Road	Gratiot Road	Design-Survey	2.00	48901433	121	\$ 3,174.90
Jonesfield	Ohara	Fenmore	Meridian	Cross-Culvert Replacement	0.10	489C1416	051	\$ 1,874.53
								\$ 5,049.43
Kochville	Kenora Drive	Tittabawassee Intersection	Tittabawassee Intersection	Cross-Culvert Replacement	0.10	489C1536	211	\$ 124,054.76
								\$ 124,054.76
Maple Grove	Bishop Road	Chesaning Road	Volkmer Road	Paving Only	1.00	48901707	191	\$ 87,437.51
Maple Grove	Chesaning	East	M-13	Cross-Culvert Replacement	0.10	489C1701	151	\$ 3,798.01
Maple Grove	Bueche	at Ditch	at Ditch	Cross-Culvert Replacement	0.10	489C1735	071	\$ 3,057.40
Maple Grove	East Road	Johnstone	Ditch	Cross-Culvert Replacement	0.10	489C1735	321	\$ 6,031.54
								\$ 100,324.46
Marion	Marion Road	East of Chapin Rd.	East of Chapin Rd.	Other	0.01	48901824	052	\$ 3,798.01
								\$ 3,798.01
Richland	Iva Road	Doyle	Ederer	Cross-Culvert Replacement	0.10	489C1931	331	\$ 3,318.68
Richland	Brennan Road	Doyle	Ederer	Cross-Culvert Replacement	0.10	489C1933	371	\$ 3,691.71
Richland	Raucholz	Roe	Doyle	Cross-Culvert Replacement	0.10	489C1934	471	\$ 3,642.03
Richland	Watson Road	Doyle	Gratiot	Cross-Culvert Replacement	0.10	489C1934	411	\$ 4,370.87
								\$ 15,023.29



LOCAL ROAD PROJECTS

Township	Name	From Location	To Location	Description	Length	Account Number	Sub Account	Amount, Incl. Distributive
Saginaw	Shattuckville	Hospital	Midland (M-47)	Drainage and Paving	0.64	48902012	071	\$ 504,214.09
Saginaw	Berkshire	W. Berkshire	N. Berkshire	Drainage Only	0.10	48902018	011	\$ 2,670.48
								\$ 506,884.57
Spaulding	Treanor	Williamson	Dixie Hwy	Drainage and Paving	1.55	48902206	011	\$ 9,773.86
								\$ 9,773.86
St. Charles	Frandsche	Gary	Niblock	Paving Only	0.10	48902131	281	\$ 14,835.98
								\$ 14,835.98
Swan Creek	Orr Road	North of Beaver Crk.	North of Beaver Crk.	Drainage Only	0.10	48902330	211	\$ 423.86
Swan Creek	Ederer	Orr	Gleaner	Cross-Culvert Replacement	0.10	489C2306	011	\$ 16,193.65
								\$ 16,617.51
Taymouth	Seymour	Birch Run	Willard	Design-Survey	2.40	48902428	325	\$ 1,396.65
								\$ 1,396.65
Thomas	Thomas Road	Frost Road	Dice Road	Drainage Only	0.10	48902509	441	\$ 2,191.33
Thomas	Westlawn Ct	Miller Road	West of Miller Road	Paving Only	0.10	48902514	011	\$ 3,738.67
Thomas	Shields Drive	Miller Road	West of Miller Road	Design-Survey	0.10	48902526	055	\$ 524.60
Thomas	Valley View Ct.	8764 Valley View Ct.	8764 Valley View Ct.	Paving Only	0.10	48902526	032	\$ 2,551.79
Thomas	Hardwood Estates	Timberwood	Circlewood	Drainage and Paving	0.60	48902526	041	\$ 9,089.66
Thomas	Gleaner Road	Gratiot	Geddes	Cross-Culvert Replacement	0.10	489C2520	321	\$ 2,742.72
Thomas	O'Hern	Miller	VanWormer	Cross-Culvert Replacement	0.10	489C2526	077	\$ 2,837.96
Thomas	Evans Road	Thomas Road	To Dead End	Cross-Culvert Replacement	0.10	489C2528	091	\$ 1,718.52
								\$ 25,395.25
Tittabawassee	Hospital Road	Freeland Road	Buck Road	Design-Survey	2.00	48902613	521	\$ 3,664.49
Tittabawassee	Wilkinson	N. Gleaner Road	Mielke Road	Cross-Culvert Replacement	0.10	489C2620	161	\$ 3,407.75
								\$ 7,072.24
Zilwaukee	Melbourne	Kochville Road	Dead End	Cross-Culvert Replacement	0.01	489C2721	021	\$ 3,027.80
								\$ 3,027.80





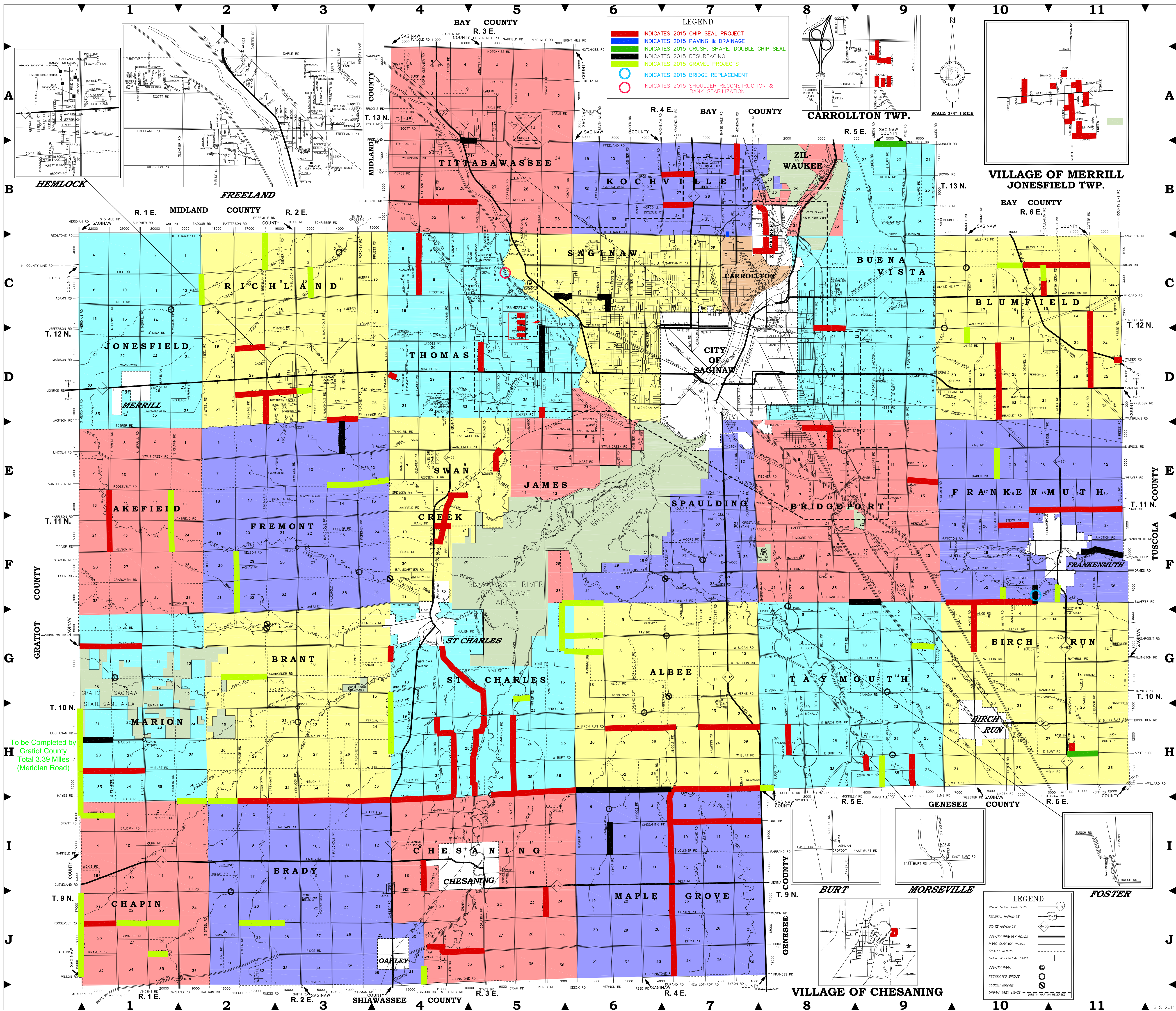
ALLOCATIONS OF FUNDS

SAGINAW COUNTY ROAD COMMISSION

2015 DISTRIBUTION - LOCAL ROAD MILES

Effective 1-1-15

TOWNSHIP	2010 POPULATION	% POPULATION	LOCAL MILEAGE	% MILEAGE	\$ POPULATION	\$ MILEAGE	\$ SUB-TOTAL	CHAP 20 ASSMT	TOTAL
ALBEE	2,160	1.60	42.03	3.11	\$5,607.38	\$10,910.39	\$16,517.78		\$16,517.78
BIRCH RUN	4,478	3.32	55.71	4.13	\$11,624.94	\$14,461.52	\$26,086.46		\$26,086.46
BLUMFIELD	1,960	1.45	60.49	4.48	\$5,088.18	\$15,702.34	\$20,790.53		\$20,790.53
BRADY	1,928	1.43	54.08	4.01	\$5,005.11	\$14,038.40	\$19,043.51		\$19,043.51
BRANT	2,012	1.49	61.92	4.59	\$5,223.18	\$16,073.55	\$21,296.73		\$21,296.73
BRIDGEPORT	10,514	7.79	71.56	5.30	\$27,294.47	\$18,575.96	\$45,870.42	\$4,886.25	\$40,984.17
BUENA VISTA	8,676	6.43	82.26	6.09	\$22,523.00	\$21,353.53	\$43,876.52		\$43,876.52
CARROLLTON	6,103	4.52	28.68	2.12	\$15,843.46	\$7,444.92	\$23,288.38	\$1,374.03	\$21,914.35
CHAPIN	1,060	0.79	36.23	2.68	\$2,751.77	\$9,404.79	\$12,156.56		\$12,156.56
CHESANING	2,265	1.68	36.34	2.69	\$5,879.97	\$9,433.35	\$15,313.31		\$15,313.31
FRANKENMUTH	1,959	1.45	62.60	4.64	\$5,085.59	\$16,250.07	\$21,335.66		\$21,335.66
FREMONT	2,096	1.55	48.72	3.61	\$5,441.24	\$12,647.02	\$18,088.26		\$18,088.26
JAMES	2,023	1.50	17.08	1.27	\$5,251.73	\$4,433.73	\$9,685.46		\$9,685.46
JONESFIELD	889	0.66	31.01	2.30	\$2,307.85	\$8,049.75	\$10,357.61		\$10,357.61
KOCHVILLE	5,078	3.76	31.81	2.36	\$13,182.55	\$8,257.42	\$21,439.97		\$21,439.97
LAKEFIELD	1,029	0.76	28.78	2.13	\$2,671.30	\$7,470.88	\$10,142.17		\$10,142.17
MAPLE GROVE	2,668	1.98	46.40	3.44	\$6,926.16	\$12,044.78	\$18,970.94		\$18,970.94
MARION	923	0.68	32.62	2.42	\$2,396.12	\$8,467.69	\$10,863.81		\$10,863.81
RICHLAND	4,144	3.07	74.91	5.55	\$10,757.87	\$19,445.57	\$30,203.44		\$30,203.44
SAGINAW	40,840	30.25	145.76	10.80	\$106,021.11	\$37,837.22	\$143,858.33	\$9,647.71	\$134,210.62
ST. CHARLES	1,276	0.95	45.99	3.41	\$3,312.51	\$11,938.35	\$15,250.86		\$15,250.86
SPAULDING	2,153	1.59	27.02	2.00	\$5,589.21	\$7,014.01	\$12,603.22		\$12,603.22
SWAN CREEK	2,456	1.82	35.72	2.65	\$6,375.80	\$9,272.40	\$15,648.21		\$15,648.21
TAYMOUTH	4,520	3.35	52.78	3.91	\$11,733.97	\$13,700.94	\$25,434.91		\$25,434.91
THOMAS	11,985	8.88	73.03	5.41	\$31,113.20	\$18,957.55	\$50,070.75		\$50,070.75
TITTABAWASSEE	9,726	7.21	63.51	4.70	\$25,248.81	\$16,486.29	\$41,735.10	\$7,080.00	\$34,655.10
ZILWAUKEE	67	0.05	2.92	0.22	\$173.93	\$757.99	\$931.92		\$931.92
TOTALS	134,988	100.00	1,349.96	100.00	\$350,430.41	\$350,430.41	\$700,860.82	\$22,987.99	\$677,872.83



LEGEND

- INDICATES 2015 CHIP SEAL PROJECT
- INDICATES 2015 PAVING & DRAINAGE
- INDICATES 2015 CRUSH, SHAPE, DOUBLE CHIP SEAL
- INDICATES 2015 RESURFACING
- INDICATES 2015 GRAVEL PROJECTS
- INDICATES 2015 SHOULDER REPLACEMENT
- INDICATES 2015 SHOULDER RECONSTRUCTION & BANK STABILIZATION

LEGEND

- INTER-STATE HIGHWAYS
- FEDERAL HIGHWAYS
- STATE HIGHWAYS
- COUNTY PRIMARY ROADS
- HIGH SURFACE ROADS
- GRAVEL ROADS
- STATE & FEDERAL LAND
- COUNTY PARK
- RESTRICTED BRIDGE
- CLOSED BRIDGE
- URBAN AREA LIMITS (DARK TOP OF TREES)

To be Completed by
Gratiot County
Total 3.39 Miles
(Meridian Road)

VILLAGE OF CHESANING



PRIMARY ROAD MAINTENANCE BY TOWNSHIP

Description	ALBEE	BIRCH RUN	BLUMFIELD	BRADY	BRANT	BRIDGEPORT	BUENA VISTA
100 - DUST CONTROL	0.00	0.00	0.00	0.00	0.00	0.00	0.00
104 - SEAL COAT	25,607.98	0.00	0.00	0.00	0.00	0.00	0.00
104S-SWEEPING - CHIPSEAL	4,236.90	0.00	0.00	0.00	0.00	0.00	0.00
105 - CRACK SEAL	0.00	0.00	0.00	0.00	14,755.95	0.00	0.00
109 - SURFACE MAINTENANCE	7,229.42	0.00	0.00	0.00	0.00	1,832.88	0.00
109A - SURF. MAINT. - ASPHALT	3,500.00	0.00	0.00	0.00	2,500.00	0.00	0.00
109C - SURF. MAINT. - COLD PATCH	4,331.98	5,510.80	0.00	245.00	4,036.60	10,567.94	1,323.28
109G - SURF. MAINT. - GRAVEL	0.00	0.00	0.00	0.00	0.00	0.00	0.00
109H - SURF. MAINT. - HOT PATCH	179.58	0.00	0.00	533.82	0.00	365.70	0.00
109R - SURF. MAINT. - ROAD PATCHER	239.44	0.00	0.00	0.00	0.00	16,483.32	482.15
109S - SEALBLEND	393.15	0.00	0.00	0.00	0.00	2,640.00	0.00
119 - SHOULDER MAINTENANCE	13,597.57	12,127.15	0.00	5,739.64	4,196.49	4,826.32	2,362.32
120 - BRUSH SPRAYING	0.00	0.00	0.00	0.00	0.00	0.00	0.00
121 - TREE & SHRUB REMOVAL	1,377.44	0.00	0.00	319.20	12,591.18	2,125.60	1,275.76
122 - DRAINAGE & BACKSLOPE	20,973.42	12,852.40	773.54	11,828.22	42,576.13	21,425.03	1,164.01
123 - GUARDRAIL SPRAYING	0.00	0.00	0.00	0.00	0.00	0.00	0.00
124 - ROADSIDE CLEANUP	0.00	0.00	0.00	0.00	0.00	0.00	0.00
125 - SEEDING & MULCHING	0.00	375.37	0.00	467.02	530.29	297.50	0.00
126 - GRASS & WEED CONTROL	4,422.16	4,857.38	0.00	2,785.60	3,487.10	7,854.70	3,215.36
127 - DITCH-SHRUB REMOVAL	0.00	0.00	0.00	0.00	733.60	0.00	0.00
128 - CULVERT MAINTENANCE	0.00	0.00	0.00	0.00	0.00	0.00	0.00
130 - GUARD RAIL POSTS	0.00	0.00	0.00	0.00	0.00	0.00	3,731.29
132 - SWEEPING	446.24	223.12	0.00	0.00	334.68	11,379.12	4,350.84
134 - TRAFFIC CONTROL	1,320.37	357.60	0.00	0.00	0.00	2,259.88	0.00
139 - OTHER ROUTINE MAINTENANCE	1,653.11	0.00	0.00	1,497.68	1,295.60	0.00	0.00
141 - WINTER MAINT. (SNOW & ICE)	20,207.28	19,301.58	15,870.69	15,569.53	16,454.88	33,582.51	27,089.89
149 - OTHER WINTER MAINT.	1,870.92	5,007.53	4,353.02	726.46	1,964.92	2,915.32	8,537.40
151 - BRIDGE MAINTENANCE	1,663.16	0.00	0.00	0.00	0.00	0.00	0.00
152 - PAINTING BRIDGES	0.00	0.00	0.00	0.00	0.00	0.00	0.00
158 - BRIDGE SLOPE REPAIRS	0.00	0.00	0.00	0.00	0.00	0.00	0.00
159 - OTHER BRIDGE MAINTENANCE	0.00	0.00	0.00	0.00	0.00	0.00	0.00
161 - TRAFFIC SIGNAL MAINTENANCE	0.00	0.00	0.00	0.00	0.00	101.04	415.27
162 - PAVEMENT MARKINGS	0.00	498.18	0.00	0.00	0.00	3,640.18	1,844.65
163 - LINE STRIPING	8,800.96	8,816.09	970.51	5,928.51	5,453.37	10,473.59	4,359.78
165 - NORMAL SIGN MAINTENANCE	0.00	294.18	0.00	0.00	99.68	0.00	159.28
168 - CONSUMERS ENERGY BILLS	0.00	0.00	0.00	0.00	0.00	0.00	0.00
169 - OTHER SIGN MAINTENANCE	0.00	0.00	0.00	0.00	0.00	0.00	0.00
46600 000 - MISC PRIMARY WORK	0.00	0.00	0.00	0.00	0.00	0.00	0.00
TOTAL PRIMARY MAINTENANCE:	193,869.14	185,767.08	177,050.60	180,070.73	191,896.56	197,554.94	204,124.53





PRIMARY ROAD MAINTENANCE BY TOWNSHIP

Description	CARROLLTON	CHAPIN	CHESANING	FRANKEN- MUTH	FREMONT	JAMES	JONESFIELD	KOCHVILLE
100 - DUST CONTROL	0.00	0.00	0.00	0.00	0.00	0.00	0.00	0.00
104 - SEAL COAT	0.00	0.00	59,000.67	0.00	0.00	3,805.00	0.00	0.00
104S-SWEEPING - CHIPSEAL	0.00	0.00	5,296.96	0.00	0.00	330.89	0.00	0.00
105 - CRACK SEAL	0.00	0.00	0.00	0.00	34,212.75	0.00	0.00	11,979.00
109 - SURFACE MAINTENANCE	0.00	0.00	12,500.00	0.00	0.00	148.32	417.23	7,789.20
109A - SURF. MAINT. - ASPHALT	1,201.80	0.00	0.00	0.00	0.00	0.00	0.00	0.00
109C - SURF. MAINT. - COLD PATCH	5,650.44	569.44	2,121.71	442.00	0.00	2,156.06	0.00	11,061.10
109G - SURF. MAINT. - GRAVEL	0.00	0.00	0.00	0.00	0.00	0.00	0.00	0.00
109H - SURF. MAINT. - HOT PATCH	2,685.50	0.00	309.72	0.00	0.00	0.00	0.00	2,577.36
109R - SURF. MAINT. - ROAD PATCHER	0.00	0.00	1,844.64	0.00	182.85	487.60	0.00	1,495.66
109S - SEALBLEND	0.00	0.00	0.00	0.00	0.00	0.00	0.00	0.00
119 - SHOULDER MAINTENANCE	2,005.62	4,252.15	6,718.41	4,032.41	984.06	2,740.68	5,280.93	20,177.03
120 - BRUSH SPRAYING	0.00	0.00	0.00	0.00	0.00	0.00	0.00	0.00
121 - TREE & SHRUB REMOVAL	0.00	0.00	175.48	1,058.88	171.94	138.36	0.00	597.69
122 - DRAINAGE & BACKSLOPE	449.25	0.00	5,766.95	3,058.69	0.00	5,248.93	0.00	8,590.96
123 - GUARDRAIL SPRAYING	0.00	0.00	0.00	0.00	0.00	0.00	0.00	0.00
124 - ROADSIDE CLEANUP	0.00	0.00	0.00	0.00	0.00	0.00	0.00	0.00
125 - SEEDING & MULCHING	0.00	0.00	281.37	0.00	0.00	0.00	0.00	0.00
126 - GRASS & WEED CONTROL	2,456.20	1,044.60	6,819.47	1,991.32	4,198.80	699.80	2,799.20	4,545.70
127 - DITCH-SHRUB REMOVAL	0.00	818.95	146.72	0.00	220.08	0.00	0.00	0.00
128 - CULVERT MAINTENANCE	0.00	0.00	0.00	0.00	0.00	0.00	0.00	0.00
130 - GUARD RAIL POSTS	1,082.50	0.00	1,250.00	0.00	8,809.60	0.00	0.00	0.00
132 - SWEEPING	1,617.62	245.30	613.58	334.68	111.56	0.00	594.56	3,514.14
134 - TRAFFIC CONTROL	0.00	0.00	0.00	0.00	0.00	0.00	0.00	276.72
139 - OTHER ROUTINE MAINTENANCE	259.12	410.56	1,054.86	0.00	0.00	0.00	0.00	1,077.40
141 - WINTER MAINT. (SNOW & ICE)	22,003.58	3,911.88	17,918.26	22,499.43	12,160.79	6,395.19	11,531.53	18,018.58
149 - OTHER WINTER MAINT.	1,633.75	765.78	631.40	7,937.09	0.00	0.00	377.16	3,257.57
151 - BRIDGE MAINTENANCE	0.00	0.00	0.00	0.00	0.00	0.00	0.00	0.00
152 - PAINTING BRIDGES	0.00	0.00	0.00	0.00	0.00	0.00	0.00	0.00
158 - BRIDGE SLOPE REPAIRS	0.00	0.00	0.00	0.00	0.00	0.00	0.00	0.00
159 - OTHER BRIDGE MAINTENANCE	0.00	0.00	0.00	0.00	0.00	0.00	0.00	0.00
161 - TRAFFIC SIGNAL MAINTENANCE	0.00	0.00	0.00	0.00	0.00	45.68	0.00	0.00
162 - PAVEMENT MARKINGS	3,107.19	0.00	0.00	0.00	0.00	327.71	263.26	1,237.40
163 - LINE STRIPING	1,945.85	4,567.79	7,388.57	0.00	13,285.87	3,239.61	1,982.78	3,883.13
165 - NORMAL SIGN MAINTENANCE	137.12	0.00	0.00	276.72	65.52	0.00	0.00	0.00
168 - CONSUMERS ENERGY BILLS	0.00	0.00	0.00	0.00	0.00	0.00	0.00	0.00
169 - OTHER SIGN MAINTENANCE	0.00	0.00	0.00	190.44	0.00	0.00	0.00	0.00
46600 000 - MISC PRIMARY WORK	0.00	0.00	0.00	0.00	0.00	0.00	0.00	0.00
TOTAL PRIMARY MAINTENANCE:	101,974.79	79,739.54	105,980.82	193,810.31	156,509.65	32,971.89	73,246.81	135,775.04





PRIMARY ROAD MAINTENANCE BY TOWNSHIP

Description	LAKEFIELD	MAPLE GROVE	MARION	RICHLAND	SAGINAW	ST. CHARLES	SPAULDING
100 - DUST CONTROL	0.00	0.00	0.00	0.00	0.00	0.00	0.00
104 - SEAL COAT	0.00	90,979.06	23,018.59	2,359.30	0.00	86,658.37	0.00
104S-SWEEPING - CHIPSEAL	0.00	6,359.93	1,242.55	0.00	167.34	5,125.05	0.00
105 - CRACK SEAL	26,517.15	0.00	1,942.05	0.00	0.00	0.00	0.00
109 - SURFACE MAINTENANCE	0.00	0.00	0.00	0.00	2,975.00	0.00	0.00
109A - SURF. MAINT. - ASPHALT	0.00	2,500.00	0.00	0.00	221.80	0.00	0.00
109C - SURF. MAINT. - COLD PATCH	1,005.84	1,938.99	392.00	2,579.81	15,860.06	1,000.08	0.00
109G - SURF. MAINT. - GRAVEL	0.00	0.00	0.00	0.00	392.00	0.00	0.00
109H - SURF. MAINT. - HOT PATCH	0.00	384.60	0.00	0.00	3,550.19	0.00	0.00
109R - SURF. MAINT. - ROAD PATCHER	0.00	1,556.36	0.00	0.00	3,560.13	0.00	0.00
109S - SEALBLEND	0.00	0.00	0.00	5,287.55	0.00	0.00	0.00
119 - SHOULDER MAINTENANCE	357.75	9,676.36	1,911.90	9,432.59	27,244.05	6,272.07	0.00
120 - BRUSH SPRAYING	0.00	0.00	0.00	0.00	0.00	0.00	0.00
121 - TREE & SHRUB REMOVAL	0.00	0.00	0.00	0.00	7,192.93	0.00	1,966.24
122 - DRAINAGE & BACKSLOPE	2,243.41	21,216.67	6,382.65	3,721.44	17,823.81	609.34	1,916.49
123 - GUARDRAIL SPRAYING	0.00	0.00	0.00	0.00	0.00	0.00	0.00
124 - ROADSIDE CLEANUP	0.00	0.00	0.00	0.00	60.00	0.00	0.00
125 - SEEDING & MULCHING	1,153.11	330.06	0.00	0.00	402.74	0.00	0.00
126 - GRASS & WEED CONTROL	2,799.20	3,196.00	2,072.00	3,492.20	2,808.40	3,127.60	1,434.20
127 - DITCH-SHRUB REMOVAL	0.00	729.22	2,112.19	0.00	0.00	0.00	0.00
128 - CULVERT MAINTENANCE	0.00	0.00	0.00	0.00	0.00	0.00	0.00
130 - GUARD RAIL POSTS	0.00	3,021.20	0.00	0.00	1,000.00	937.00	0.00
132 - SWEEPING	223.12	725.14	278.90	613.58	19,652.58	334.68	334.68
134 - TRAFFIC CONTROL	0.00	0.00	609.50	0.00	1,723.57	0.00	0.00
139 - OTHER ROUTINE MAINTENANCE	0.00	177.44	1,125.29	0.00	803.71	737.55	0.00
141 - WINTER MAINT. (SNOW & ICE)	16,735.88	17,862.83	9,542.07	16,870.14	71,846.66	15,426.34	9,711.48
149 - OTHER WINTER MAINT.	0.00	1,436.22	1,533.40	792.80	11,923.74	1,150.62	844.38
151 - BRIDGE MAINTENANCE	0.00	0.00	0.00	0.00	0.00	0.00	0.00
152 - PAINTING BRIDGES	0.00	0.00	0.00	0.00	0.00	0.00	0.00
158 - BRIDGE SLOPE REPAIRS	0.00	0.00	0.00	0.00	0.00	0.00	0.00
159 - OTHER BRIDGE MAINTENANCE	0.00	0.00	0.00	0.00	0.00	0.00	0.00
161 - TRAFFIC SIGNAL MAINTENANCE	0.00	0.00	0.00	0.00	91.63	0.00	0.00
162 - PAVEMENT MARKINGS	0.00	0.00	0.00	895.34	2,879.76	0.00	0.00
163 - LINE STRIPING	3,844.54	3,645.85	2,076.83	5,953.92	14,859.59	8,489.20	1,600.73
165 - NORMAL SIGN MAINTENANCE	0.00	0.00	207.54	0.00	69.18	224.38	2,182.94
168 - CONSUMERS ENERGY BILLS	0.00	0.00	0.00	0.00	0.00	0.00	0.00
169 - OTHER SIGN MAINTENANCE	0.00	0.00	0.00	0.00	0.00	0.00	0.00
46600 000 - MISC PRIMARY WORK	0.00	0.00	0.00	0.00	0.00	0.00	0.00
TOTAL PRIMARY MAINTENANCE:	104,597.61	126,609.24	119,857.56	168,012.43	285,209.16	121,004.16	49,743.52



PRIMARY ROAD MAINTENANCE BY TOWNSHIP

Description	SWAN CREEK	TAYMOUTH	THOMAS	TITTABAWASSEE	ZILWAUKEE	ALL TOWNSHIPS
100 - DUST CONTROL	0.00	0.00	0.00	0.00	0.00	0.00
104 - SEAL COAT	20,054.86	0.00	10,408.75	0.00	0.00	321,892.58
104S-SWEEPING - CHIPSEAL	0.00	0.00	0.00	0.00	0.00	22,759.62
105 - CRACK SEAL	0.00	0.00	0.00	0.00	0.00	89,406.90
109 - SURFACE MAINTENANCE	0.00	0.00	784.00	0.00	0.00	33,676.05
109A - SURF. MAINT. - ASPHALT	3,500.00	0.00	454.48	0.00	0.00	13,878.08
109C - SURF. MAINT. - COLD PATCH	0.00	355.92	1,194.16	7,022.90	1,495.80	80,861.91
109G - SURF. MAINT. - GRAVEL	0.00	0.00	0.00	0.00	0.00	392.00
109H - SURF. MAINT. - HOT PATCH	0.00	0.00	0.00	3,410.54	0.00	13,997.01
109R - SURF. MAINT. - ROAD PATCHER	0.00	0.00	0.00	2,438.00	0.00	28,770.15
109S - SEALBLEND	0.00	0.00	9,738.60	0.00	0.00	18,059.30
119 - SHOULDER MAINTENANCE	3,183.15	2,897.85	6,023.57	9,362.70	785.20	166,187.97
120 - BRUSH SPRAYING	0.00	0.00	0.00	0.00	0.00	0.00
121 - TREE & SHRUB REMOVAL	2,869.44	800.00	1,312.77	4,986.36	0.00	38,959.27
122 - DRAINAGE & BACKSLOPE	992.80	2,146.03	866.48	16,665.84	27.90	209,320.39
123 - GUARDRAIL SPRAYING	0.00	0.00	0.00	0.00	0.00	0.00
124 - ROADSIDE CLEANUP	0.00	0.00	0.00	0.00	0.00	60.00
125 - SEEDING & MULCHING	0.00	0.00	401.86	0.00	0.00	4,239.32
126 - GRASS & WEED CONTROL	699.80	9,001.42	4,473.00	7,348.10	0.00	91,629.31
127 - DITCH-SHRUB REMOVAL	0.00	0.00	2,032.28	0.00	0.00	6,793.04
128 - CULVERT MAINTENANCE	0.00	0.00	0.00	0.00	0.00	0.00
130 - GUARD RAIL POSTS	0.00	1,187.50	3,494.92	614.76	0.00	25,128.77
132 - SWEEPING	334.68	334.68	1,282.94	4,016.16	390.46	52,287.04
134 - TRAFFIC CONTROL	1,838.95	484.24	1,184.28	974.34	0.00	11,029.45
139 - OTHER ROUTINE MAINTENANCE	0.00	0.00	0.00	788.90	0.00	10,881.22
141 - WINTER MAINT. (SNOW & ICE)	7,611.47	39,125.83	16,775.80	45,048.27	0.00	529,072.37
149 - OTHER WINTER MAINT.	570.30	9,474.28	0.00	6,153.31	664.43	74,521.80
151 - BRIDGE MAINTENANCE	0.00	0.00	381.96	0.00	0.00	2,045.12
152 - PAINTING BRIDGES	0.00	0.00	0.00	0.00	0.00	0.00
158 - BRIDGE SLOPE REPAIRS	0.00	0.00	0.00	14,218.00	0.00	14,218.00
159 - OTHER BRIDGE MAINTENANCE	0.00	0.00	0.00	0.00	0.00	0.00
161 - TRAFFIC SIGNAL MAINTENANCE	0.00	0.00	0.00	0.00	0.00	653.62
162 - PAVEMENT MARKINGS	277.52	1,155.38	1,035.60	502.80	236.47	17,901.44
163 - LINE STRIPING	3,276.92	5,784.22	8,849.70	17,421.20	6.16	156,905.27
165 - NORMAL SIGN MAINTENANCE	0.00	7,573.48	321.04	315.74	0.00	11,926.80
168 - CONSUMERS ENERGY BILLS	0.00	0.00	0.00	0.00	0.00	0.00
169 - OTHER SIGN MAINTENANCE	0.00	0.00	0.00	0.00	0.00	190.44
46600 000 - MISC PRIMARY WORK	0.00	0.00	0.00	0.00	0.00	0.00
TOTAL PRIMARY MAINTENANCE:	93,573.76	213,863.00	254,710.93	248,106.17	22,040.27	2,047,644.24





LOCAL ROAD MAINTENANCE BY TOWNSHIP

Description	ALBEE	BIRCH RUN	BLUMFIELD	BRADY	BRANT	BRIDGEPORT	BUENA VISTA
100 - DUST CONTROL	9,109.18	1,153.22	4,072.74	9,488.65	19,752.97	2,017.41	657.13
104 - SEAL COAT	51,256.68	46,220.16	112,866.31	63,297.02	18,962.23	33,324.89	39,706.60
104S-SWEEPING - CHIPSEAL	1,679.86	2,903.01	4,026.43	920.75	3,589.80	2,814.16	1,493.58
105 - CRACK SEAL	0.00	0.00	0.00	0.00	0.00	0.00	0.00
109 - SURFACE MAINTENANCE	0.00	13,153.29	0.00	4,717.04	5,507.44	0.00	0.00
109A - SURF. MAINT. - ASPHALT	0.00	0.00	0.00	4,425.12	0.00	0.00	0.00
109C - SURF. MAINT. - COLD PATCH	9,337.53	24,426.69	1,010.70	16,105.08	6,409.32	7,395.01	34,026.63
109G - SURF. MAINT. - GRAVEL	14,146.41	11,525.10	9,170.37	18,372.92	56,178.07	7,694.82	19,372.11
109H - SURF. MAINT. - HOT PATCH	0.00	10,641.49	0.00	3,614.51	0.00	33,928.76	22,136.70
109R - SURF. MAINT. - ROAD PATCHER	2,550.47	735.97	2,286.33	179.58	2,576.52	3,540.37	2,789.68
109S - SEALBLEND	1,179.45	2,835.20	0.00	5,217.15	5,226.00	786.30	12,979.80
119 - SHOULDER MAINTENANCE	2,208.80	7,120.17	2,707.10	272.80	428.00	7,634.48	12,160.76
120 - BRUSH SPRAYING	0.00	0.00	0.00	0.00	0.00	0.00	0.00
121 - TREE & SHRUB REMOVAL	44,459.88	2,783.28	0.00	4,272.79	3,940.39	17,981.65	984.17
122 - DRAINAGE & BACKSLOPE	31,548.86	13,770.22	2,862.48	13,269.48	20,620.16	40,018.56	12,770.68
123 - GUARDRAIL SPRAYING	0.00	0.00	0.00	0.00	0.00	0.00	0.00
124 - ROADSIDE CLEANUP	0.00	0.00	0.00	0.00	0.00	0.00	0.00
125 - SEEDING & MULCHING	1,966.02	1,602.00	397.50	2,194.15	2,534.52	1,606.18	679.88
126 - GRASS & WEED CONTROL	5,919.40	16,526.86	13,815.20	8,781.78	7,324.10	2,617.45	7,236.80
127 - DITCH-SHRUB REMOVAL	0.00	0.00	0.00	9,146.23	16,748.72	662.64	0.00
128 - CULVERT MAINTENANCE	0.00	0.00	0.00	235.56	110.90	0.00	0.00
130 - GUARD RAIL POSTS	0.00	0.00	0.00	0.00	0.00	0.00	735.60
132 - SWEEPING	223.12	1,506.06	111.56	1,115.60	334.68	8,132.46	1,952.30
134 - TRAFFIC CONTROL	109.08	234.30	892.70	0.00	0.00	918.40	894.76
139 - OTHER ROUTINE MAINTENANCE	0.00	0.00	18.02	0.00	0.00	7.20	545.19
141 - WINTER MAINT. (SNOW & ICE)	17,756.72	27,253.04	19,283.82	13,341.20	20,322.39	19,687.38	29,570.31
149 - OTHER WINTER MAINT.	0.00	0.00	710.24	0.00	0.00	1,961.28	678.64
151 - BRIDGE MAINTENANCE	0.00	0.00	0.00	0.00	0.00	0.00	0.00
152 - PAINTING BRIDGES	0.00	0.00	0.00	0.00	0.00	0.00	0.00
158 - BRIDGE SLOPE REPAIRS	0.00	0.00	0.00	0.00	0.00	0.00	0.00
159 - OTHER BRIDGE MAINTENANCE	220.40	0.00	0.00	0.00	0.00	0.00	0.00
161 - TRAFFIC SIGNAL MAINTENANCE	0.00	0.00	0.00	0.00	0.00	0.00	0.00
162 - PAVEMENT MARKINGS	0.00	928.25	1,976.45	235.04	0.00	2,550.01	740.47
163 - LINE STRIPING	0.00	228.23	704.29	134.14	1,087.67	2,054.99	537.36
165 - NORMAL SIGN MAINTENANCE	98.36	220.54	138.36	734.14	242.68	220.54	1,475.38
168 - CONSUMERS ENERGY BILLS	0.00	0.00	0.00	0.00	0.00	0.00	0.00
169 - OTHER SIGN MAINTENANCE	98.92	0.00	0.00	0.00	0.00	0.00	0.00
46600 000 - MISC PRIMARY WORK	0.00	0.00	0.00	0.00	0.00	0.00	0.00
TOTAL LOCAL MAINTENANCE	122,051.08	70,221.38	21,967.76	45,640.68	111,010.47	132,770.63	60,311.28



LOCAL ROAD MAINTENANCE BY TOWNSHIP

Description	CARROLLTON	CHAPIN	CHESANING	FRANKEN- MUTH	FREMONT	JAMES	JONESFIELD	KOCHVILLE
100 - DUST CONTROL	967.69	8,769.35	1,797.22	3,647.61	15,336.66	632.01	1,237.90	386.56
104 - SEAL COAT	28,755.77	17,817.12	42,143.79	71,837.17	27,858.17	0.00	0.00	61,786.29
104S-SWEEPING - CHIPSEAL	3,644.30	1,649.15	1,814.58	3,379.93	0.00	2,289.24	0.00	3,793.00
105 - CRACK SEAL	0.00	0.00	0.00	0.00	2,722.50	0.00	5,517.60	711.80
109 - SURFACE MAINTENANCE	5,775.51	1,401.95	456.75	5,026.37	0.00	0.00	0.00	730.48
109A - SURF. MAINT. - ASPHALT	392.00	0.00	1,370.20	0.00	0.00	0.00	0.00	0.00
109C - SURF. MAINT. - COLD PATCH	14,499.81	3,760.30	5,109.06	11,707.14	7,666.04	7,714.76	14,610.37	10,020.36
109G - SURF. MAINT. - GRAVEL	1,896.60	16,870.14	1,369.35	9,410.88	21,771.34	2,173.86	1,558.14	1,460.64
109H - SURF. MAINT. - HOT PATCH	0.00	0.00	0.00	26,112.98	0.00	0.00	0.00	0.00
109R - SURF. MAINT. - ROAD PATCHER	304.75	179.58	2,825.25	1,448.63	0.00	0.00	0.00	0.00
109S - SEALBLEND	7,134.47	1,206.00	0.00	2,335.90	0.00	469.00	0.00	0.00
119 - SHOULDER MAINTENANCE	0.00	0.00	4,425.52	5,581.69	0.00	0.00	0.00	1,651.51
120 - BRUSH SPRAYING	0.00	0.00	0.00	0.00	0.00	0.00	0.00	0.00
121 - TREE & SHRUB REMOVAL	1,040.29	1,423.84	5,035.65	6,245.50	19,082.60	2,547.60	19,708.21	0.00
122 - DRAINAGE & BACKSLOPE	13,928.89	602.20	13,402.86	12,553.63	21,739.66	4,699.70	11,307.71	20,410.49
123 - GUARDRAIL SPRAYING	0.00	0.00	0.00	0.00	0.00	0.00	0.00	0.00
124 - ROADSIDE CLEANUP	0.00	0.00	0.00	0.00	0.00	0.00	0.00	0.00
125 - SEEDING & MULCHING	0.00	0.00	660.12	1,104.42	1,729.85	0.00	0.00	281.34
126 - GRASS & WEED CONTROL	7,018.70	7,313.90	6,440.63	12,212.64	10,497.00	3,499.00	2,601.54	13,994.00
127 - DITCH-SHRUB REMOVAL	0.00	5,426.55	5,852.96	0.00	1,065.24	0.00	0.00	0.00
128 - CULVERT MAINTENANCE	0.00	0.00	235.56	0.00	0.00	0.00	0.00	0.00
130 - GUARD RAIL POSTS	0.00	0.00	0.00	0.00	2,395.92	0.00	0.00	150.00
132 - SWEEPING	3,494.48	111.56	334.68	334.68	488.42	423.73	0.00	836.70
134 - TRAFFIC CONTROL	0.00	0.00	103.77	1,433.02	879.24	181.43	0.00	0.00
139 - OTHER ROUTINE MAINTENANCE	0.00	0.00	0.00	0.00	0.00	0.00	0.00	109.73
141 - WINTER MAINT. (SNOW & ICE)	10,227.28	13,062.71	11,385.73	15,934.04	23,176.37	7,884.65	16,219.54	13,937.28
149 - OTHER WINTER MAINT.	0.00	0.00	0.00	0.00	0.00	0.00	0.00	1,267.00
151 - BRIDGE MAINTENANCE	0.00	0.00	0.00	0.00	0.00	0.00	0.00	0.00
152 - PAINTING BRIDGES	0.00	0.00	0.00	0.00	0.00	0.00	0.00	0.00
158 - BRIDGE SLOPE REPAIRS	0.00	0.00	0.00	0.00	0.00	0.00	0.00	0.00
159 - OTHER BRIDGE MAINTENANCE	0.00	0.00	0.00	0.00	0.00	0.00	0.00	0.00
161 - TRAFFIC SIGNAL MAINTENANCE	0.00	0.00	0.00	0.00	0.00	0.00	0.00	0.00
162 - PAVEMENT MARKINGS	2,523.47	0.00	1,054.07	841.75	0.00	336.71	485.80	1,880.63
163 - LINE STRIPING	52.22	0.00	0.00	1,902.76	0.00	0.00	0.00	2,250.71
165 - NORMAL SIGN MAINTENANCE	318.56	145.19	163.07	759.57	100.64	120.20	0.00	116.52
168 - CONSUMERS ENERGY BILLS	0.00	0.00	0.00	0.00	0.00	0.00	0.00	0.00
169 - OTHER SIGN MAINTENANCE	0.00	0.00	0.00	0.00	0.00	0.00	0.00	0.00
46600 000 - MISC PRIMARY WORK	0.00	0.00	0.00	0.00	0.00	0.00	0.00	0.00
TOTAL LOCAL MAINTENANCE	46,235.54	16,586.45	129,838.77	41,821.66	74,403.82	25,763.83	23,246.65	100,078.64





LOCAL ROAD MAINTENANCE BY TOWNSHIP

Description	LAKEFIELD	MAPLE GROVE	MARION	RICHLAND	SAGINAW	ST. CHARLES	SPAULDING
100 - DUST CONTROL	11,729.77	2,317.80	10,097.01	9,261.49	0.00	5,593.99	2,932.45
104 - SEAL COAT	30,924.51	42,697.62	27,936.67	52,663.26	0.00	44,030.38	2,263.52
104S-SWEEPING - CHIPSEAL	544.95	1,754.18	1,649.15	3,480.42	278.90	4,304.96	0.00
105 - CRACK SEAL	9,208.10	0.00	0.00	0.00	0.00	0.00	0.00
109 - SURFACE MAINTENANCE	0.00	10,572.25	1,401.95	0.00	13,501.44	1,546.50	0.00
109A - SURF. MAINT. - ASPHALT	0.00	0.00	0.00	0.00	1,434.65	0.00	0.00
109C - SURF. MAINT. - COLD PATCH	4,091.64	12,378.18	3,837.76	14,587.49	47,060.94	7,213.77	1,896.10
109G - SURF. MAINT. - GRAVEL	19,954.33	5,726.83	37,450.45	16,632.34	0.00	21,612.70	7,674.80
109H - SURF. MAINT. - HOT PATCH	0.00	464.30	0.00	805.56	8,093.79	0.00	4,530.95
109R - SURF. MAINT. - ROAD PATCHER	0.00	731.40	299.30	0.00	956.93	2,824.27	0.00
109S - SEALBLEND	0.00	0.00	1,206.00	0.00	1,980.00	0.00	0.00
119 - SHOULDER MAINTENANCE	0.00	550.40	0.00	3,298.39	1,598.08	1,297.54	1,243.52
120 - BRUSH SPRAYING	0.00	0.00	0.00	0.00	0.00	0.00	0.00
121 - TREE & SHRUB REMOVAL	1,874.36	1,481.67	7,910.09	14,856.48	29,105.19	174.60	1,206.20
122 - DRAINAGE & BACKSLOPE	1,724.60	15,941.98	2,894.00	10,613.78	52,959.21	3,772.99	5,512.19
123 - GUARDRAIL SPRAYING	0.00	0.00	0.00	0.00	0.00	0.00	0.00
124 - ROADSIDE CLEANUP	0.00	0.00	0.00	0.00	0.00	0.00	0.00
125 - SEEDING & MULCHING	0.00	2,032.79	42.18	1,431.62	1,014.69	885.03	0.00
126 - GRASS & WEED CONTROL	2,099.40	5,844.80	3,835.30	10,756.06	3,498.00	3,902.00	2,697.35
127 - DITCH-SHRUB REMOVAL	146.72	7,852.33	9,091.66	0.00	0.00	7,888.48	0.00
128 - CULVERT MAINTENANCE	0.00	0.00	0.00	0.00	0.00	0.00	0.00
130 - GUARD RAIL POSTS	0.00	502.02	0.00	431.04	0.00	0.00	0.00
132 - SWEEPING	1,765.30	1,115.60	446.24	2,398.54	50,923.46	858.88	1,171.38
134 - TRAFFIC CONTROL	0.00	0.00	245.90	0.00	0.00	103.77	0.00
139 - OTHER ROUTINE MAINTENANCE	0.00	0.00	0.00	732.64	47.64	0.00	0.00
141 - WINTER MAINT. (SNOW & ICE)	20,533.93	14,068.34	11,247.44	23,370.46	68,659.69	14,326.83	13,790.90
149 - OTHER WINTER MAINT.	0.00	0.00	0.00	0.00	481.13	0.00	0.00
151 - BRIDGE MAINTENANCE	0.00	0.00	0.00	0.00	0.00	0.00	0.00
152 - PAINTING BRIDGES	0.00	0.00	0.00	0.00	0.00	0.00	0.00
158 - BRIDGE SLOPE REPAIRS	0.00	0.00	0.00	0.00	0.00	0.00	0.00
159 - OTHER BRIDGE MAINTENANCE	0.00	0.00	0.00	0.00	0.00	0.00	0.00
161 - TRAFFIC SIGNAL MAINTENANCE	0.00	0.00	0.00	0.00	0.00	0.00	0.00
162 - PAVEMENT MARKINGS	0.00	0.00	0.00	1,976.99	2,880.28	667.47	0.00
163 - LINE STRIPING	0.00	249.01	0.00	0.00	0.00	0.00	0.00
165 - NORMAL SIGN MAINTENANCE	0.00	327.74	266.46	0.00	671.66	0.00	4,824.16
168 - CONSUMERS ENERGY BILLS	0.00	0.00	0.00	0.00	0.00	0.00	0.00
169 - OTHER SIGN MAINTENANCE	0.00	0.00	0.00	715.87	63.48	0.00	0.00
46600 000 - MISC PRIMARY WORK	0.00	0.00	0.00	0.00	0.00	0.00	0.00
TOTAL LOCAL MAINTENANCE	54,880.00	165,735.93	54,447.46	51,998.67	207,108.87	130,092.28	19,991.14



LOCAL ROAD MAINTENANCE BY TOWNSHIP

Description	SWAN CREEK	TAYMOUTH	THOMAS	TITTABAWASSEE	ZILWAUKEE	ALL TOWNSHIPS
100 - DUST CONTROL	2,048.82	6,035.03	1,986.43	2,074.95	0.00	133,104.04
104 - SEAL COAT	43,407.94	33,669.62	60,673.49	32,146.08	9,266.23	995,511.52
104S-SWEEPING - CHIPSEAL	3,740.95	2,824.14	13,587.52	2,653.90	334.68	69,151.54
105 - CRACK SEAL	0.00	0.00	55,477.85	0.00	0.00	73,637.85
109 - SURFACE MAINTENANCE	0.00	3,255.16	9,077.24	25,441.23	0.00	101,564.60
109A - SURF. MAINT. - ASPHALT	0.00	131.14	9,952.47	481.50	5,397.26	23,584.34
109C - SURF. MAINT. - COLD PATCH	3,143.20	18,041.45	22,606.89	29,057.16	0.00	337,713.38
109G - SURF. MAINT. - GRAVEL	9,916.54	15,710.13	5,680.66	6,876.26	0.00	340,205.79
109H - SURF. MAINT. - HOT PATCH	0.00	29,784.71	11,376.55	0.00	0.00	151,490.30
109R - SURF. MAINT. - ROAD PATCHER	243.80	1,902.51	0.00	591.40	426.65	27,393.39
109S - SEALBLEND	1,005.00	9,613.20	6,865.04	0.00	0.00	60,038.51
119 - SHOULDER MAINTENANCE	769.45	1,134.76	284.72	2,584.01	102.47	57,054.17
120 - BRUSH SPRAYING	0.00	0.00	0.00	0.00	0.00	0.00
121 - TREE & SHRUB REMOVAL	4,751.40	2,851.22	2,235.14	33,533.71	0.00	229,485.91
122 - DRAINAGE & BACKSLOPE	12,521.27	19,557.26	18,297.11	50,882.11	1,574.10	429,756.18
123 - GUARDRAIL SPRAYING	334.68	0.00	0.00	0.00	0.00	334.68
124 - ROADSIDE CLEANUP	129.84	0.00	0.00	0.00	0.00	129.84
125 - SEEDING & MULCHING	0.00	884.62	2,341.10	3,123.44	281.34	26,792.79
126 - GRASS & WEED CONTROL	2,099.40	14,939.70	4,058.84	8,548.47	0.00	188,078.32
127 - DITCH-SHRUB REMOVAL	0.00	943.87	0.00	1,144.29	4,155.52	70,125.21
128 - CULVERT MAINTENANCE	0.00	0.00	0.00	0.00	0.00	582.02
130 - GUARD RAIL POSTS	0.00	1,813.60	0.00	0.00	0.00	6,028.18
132 - SWEEPING	0.00	669.36	3,012.12	9,815.36	502.02	92,078.29
134 - TRAFFIC CONTROL	98.92	442.50	739.64	113.66	0.00	7,391.09
139 - OTHER ROUTINE MAINTENANCE	0.00	0.00	23.76	180.40	0.00	1,664.58
141 - WINTER MAINT. (SNOW & ICE)	9,351.74	36,014.98	23,759.11	35,237.05	0.00	529,402.93
149 - OTHER WINTER MAINT.	0.00	0.00	381.96	63.57	0.00	5,543.82
151 - BRIDGE MAINTENANCE	0.00	0.00	0.00	0.00	0.00	0.00
152 - PAINTING BRIDGES	0.00	0.00	0.00	0.00	0.00	0.00
158 - BRIDGE SLOPE REPAIRS	0.00	0.00	0.00	0.00	0.00	0.00
159 - OTHER BRIDGE MAINTENANCE	0.00	0.00	0.00	0.00	0.00	220.40
161 - TRAFFIC SIGNAL MAINTENANCE	0.00	0.00	0.00	0.00	0.00	0.00
162 - PAVEMENT MARKINGS	0.00	1,170.23	1,331.76	2,092.65	0.00	23,672.03
163 - LINE STRIPING	0.00	348.74	606.99	475.03	0.00	10,632.14
165 - NORMAL SIGN MAINTENANCE	10.81	12,125.07	354.54	891.58	0.00	24,325.77
168 - CONSUMERS ENERGY BILLS	0.00	0.00	0.00	0.00	0.00	0.00
169 - OTHER SIGN MAINTENANCE	0.00	0.00	0.00	98.36	0.00	976.63
46600 000 - MISC PRIMARY WORK	0.00	0.00	0.00	0.00	0.00	0.00
TOTAL LOCAL MAINTENANCE	45,209.89	80,320.83	71,016.19	141,287.92	3,606.42	4,017,670.24



Miscellaneous Maintenance Projects

Township	Road Name	Road Length	From Location	To Location	Project Type	Account Number	Sub Account	Amount (Not incl. Dist.)
Albee	Various Roads	1.50	Various	Various	Maintenance Limestone	496G0101	100	\$ 27,504.03
Albee	Fry	0.95	Bishop	Township Line	Maintenance Limestone	496G0106	111	\$ 16,865.75
Blumfield	Hack	0.83	M-15	Beyer	Maintenance Limestone	496G0309	191	\$ 13,312.68
Blumfield	Sahr	0.40	Hack Road	Zwerk Farms	Maintenance Limestone	496G0310	401	\$ 6,807.98
Blumfield	Knight	0.50	Wadsworth	Janes	Maintenance Limestone	496G0319	301	\$ 7,618.86
Brady	Gary	0.98	Fowler	Steel	Maintenance Limestone	496G0406	021	\$ 18,073.66
Brady	Ferden	1.40	Hemlock	Fowler	Maintenance Limestone	496G0420	231	\$ 26,471.23
Brant	Schroeder	2.02	Brennan	Stevens	Maintenance Limestone	496G0517	131	\$ 26,694.35
Chapin	Gary	1.00	Chapin	Steel	Maintenance Limestone	496G0901	021	\$ 18,246.09
Chapin	Harris	1.13	Fenmore	Meridian	Maintenance Limestone	496G0904	141	\$ 9,343.79
Chapin	Ferden	1.02	Merrill	Chapin	Maintenance Limestone	496G0915	500	\$ 12,962.89
Chapin	Various Roads	1.00	Various	Various	Maintenance Limestone	496G0915	100	\$ 14,665.67
Fremont	Various Roads	2.00	Various	Various	Maintenance Limestone	496G1001	100	\$ 34,011.40
Chesaning	Frandsche	0.77	Johnstone	Havana	Maintenance Limestone	496G1032	141	\$ 12,599.27
Frankenmuth	Beyer	1.01	Baker	King	Maintenance Limestone	496G1108	411	\$ 16,655.26
Frankenmuth	Beyer	0.47	Townline	Warnick	Maintenance Limestone	496G1132	371	\$ 8,329.38
Frankenmuth	Eischer	0.55	Townline	M-83	Maintenance Limestone	496G1134	501	\$ 9,795.78
James	Townline	0.40	Albee Township Line	Clausedale	Maintenance Limestone	496G1336	261	\$ 3,601.23
Jonesfield	Steel	1.00	Frost	Dice	Maintenance Limestone	496G1412	301	\$ 16,937.70
Lakefield	Chapin	2.01	Roosevelt	Nelson	Maintenance Limestone	496G1614	151	\$ 34,877.49
Marion	Meridian	3.39	Brant	Grant	Maintenance Limestone	496G1828	010	\$ 10,004.50
Richland	N. Brennan	1.20	Dice	Tittabawassee	Maintenance Limestone	496G1905	401	\$ 20,470.74
Richland	Fehn	1.00	Frost	Dice	Maintenance Limestone	496G1910	451	\$ 16,915.92
Richland	Doyle	0.50	Hemlock	Watson	Maintenance Limestone	496G1934	061	\$ 8,146.77
St. Charles	Townline, Clausedale, Fry, Sloan	2.00	See Notes	See Notes	Maintenance Limestone	496G2101	461	\$ 32,347.65
St. Charles	Verne	0.54	Stuart	Turner	Maintenance Limestone	496G2115	191	\$ 8,865.70
St. Charles	Oakley	2.00	Ring	Rich	Maintenance Limestone	496G2119	261	\$ 32,490.10
Spaulding	Townline	0.96	Townline	Bishop	Maintenance Limestone	496G2231	011	\$ 8,805.89



Miscellaneous Maintenance Projects

Township	Road Name	Road Length	From Location	To Location	Project Type	Account Number	Sub Account	Amount (Not incl. Dist.)
Taymouth	Judd	0.83	Moorish	Elms	Maintenance Limestone	496G2412	171	\$ 12,959.22
Taymouth	Various Roads	0.50	Various	Various	Maintenance Limestone	496G2415	500	\$ 9,077.11
Taymouth	Willard	0.50	Budd	M-13	Maintenance Limestone	496G2431	001	\$ 8,707.56
Taymouth	Marshall	1.01	Burt	Willard	Maintenance Limestone	496G2434	372	\$ 258.11
Bridgeport	East and West Diamondale	0.50	Diamond	Driftwood	Crack Sealing	496S0608	081	\$,851.30
Buena Vista	Dresden Ct	0.20	Dresden Ct	Dresden Ct	Crack Sealing	496S0733	031	\$ 544.50
Frankenmuth	Beyer	2.00	Junction	Baker	Crack Sealing	496S1117	401	\$ 961.80
Kochville	Pierce	3.94	Bay Rd (M-84)	Hospital	Crack Sealing	496S1520	101	\$ 16,577.00
Saginaw	Winston, Wildwood, Revere, Manor	0.70	Shattuck	North	Crack Sealing	496S2008	031	\$ 3,133.90
Saginaw	Various Roads	0.00	Various	Various	Crack Sealing	496S2015	0	\$ 21,417.00
Saginaw	Linda, Ann, Louise, Ethel, Richard, David, Marlyn	2.36	Hemmeter	State	Crack Sealing	496S2016	011	\$ 4,864.20
Swan Creek	Lakefield	0.55	M-52	Dead End	Crack Sealing	496S2320	062	\$ 2,178.00
Thomas	Various Roads	0.00	Various	Various	Crack Sealing	496S2500	0	\$ 6,788.10
Thomas	North Thomas	1.74	Geddes	Frost	Crack Sealing	496S2515	431	\$ 4,585.90
Thomas	Lake Cecil Subdivision	0.10	All Roads in Subdivision	All Roads in Subdivision	Crack Sealing	496S2532	0	\$ 8,494.20
Blumfield	Various Roads	0.10	Various	Various	Hot Patching	49600300	0	\$ 14,362.38
Brady	Various Roads	0.10	Various	Various	Hot Patching	49600400	0	\$ 46,736.68
Carrollton	Various Roads	0.10	Various	Various	Hot Patching	49600800	0	\$ 12,023.87
Chapin	Various Roads	0.10	Various	Various	Hot Patching	49600900	0	\$ 11,001.18
Fremont	Various Roads	0.10	Various	Various	Hot Patching	49601200	0	\$ 21,109.73
James	Various Roads	0.10	Various	Various	Hot Patching	49601300	0	\$ 19,144.51
Jonesfield	Various Roads	0.10	Various	Various	Hot Patching	49601400	0	\$ 12,826.83
Lakefield	Various Roads	0.10	Various	Various	Hot Patching	49601600	0	\$ 9,947.92
Maple Grove	Various Roads	0.10	Various	Various	Hot Patching	49601700	0	\$ 45,773.11
Richland	Various Roads	0.10	Various	Various	Hot Patching	49601900	0	\$ 8,568.40
Saginaw	Various Roads	0.10	Various	Various	Hot Patching	49602014	0	\$ 29,056.08
Swan Creek	Various Roads	0.10	Various	Various	Hot Patching	49602300	0	\$ 6,620.19
Thomas	Various Roads	0.10	Various	Various	Hot Patching	49602500	0	\$ 6,563.65
Tittabawassee	Various Roads	0.10	Various	Various	Hot Patching	49602600	0	\$ 36,815.75
Zilwaukee	Various Roads	0.10	Various	Various	Hot Patching	49602700	0	\$ 4,094.40
Carrollton	Various Roads	0.10	Various	Various	Concrete Patches	49600800	0	\$ 25,801.71
Saginaw	Various Roads	0.10	Various	Various	Concrete Patches	49602000	0	\$ 127,426.39

\$ 1,036,692.44





TOWNSHIP CONTRIBUTIONS

TOWNSHIP CONTRIBUTIONS

Township	Township Contributions
Albee	\$ 57,548.69
Birch Run	\$ 88,684.35
Blumfield	\$ 157,290.63
Brady	\$ 79,425.30
Brant	\$ 73,661.66
Bridgeport	\$ 70,830.11
Buena Vista	\$ 47,216.90
Carrollton	\$ 36,627.76
Chapin	\$ 45,779.10
Chesaning	\$ 44,698.37
Frankenmuth	\$ 291,674.85
Fremont	\$ 98,155.49
James	\$ 12,987.36
Jonesfield	\$ 11,311.89
Kochville	\$ 125,100.80
Lakefield	\$ 43,007.66
Maple Grove	\$ 167,922.93
Marion	\$ 47,249.78
Richland	\$ 92,366.41
Saginaw	\$ 405,190.70
St. Charles	\$ 106,820.13
Spaulding	\$ 12,745.45
Swan Creek	\$ 56,609.81
Taymouth	\$ 89,804.82
Thomas	\$ 320,632.25
Tittabawassee	\$ 79,580.80
Zilwaukee	\$ 7,829.82
TOTAL:	\$ 2,670,753.82





STATEMENT OF REVENUES & EXPENDITURES

	Primary Road Fund	Local Road Fund	Road Commission Fund	Total
REVENUES				
Michigan Transportation Fund	\$ 8,731,551.68	\$ 4,439,003.43		\$ 13,170,555.11
Optional Transfer	\$ (3,500,000.00)	\$ 3,500,000.00		\$ -
Critical Bridge Fund (State & Federal)		\$ 690,777.18		\$ 690,777.18
Other State Revenue	\$ 2,134,480.95			\$ 2,134,480.95
Rural Primary (D)				\$ -
Federal Revenue (STP)	\$ 3,613,991.65			\$ 3,613,991.65
Transportation & System Preservation				\$ -
Other Federal	\$ 219,174.32			\$ 219,174.32
Gain on Disposal of Equipment	\$ (8,018.93)	\$ (10,129.18)	\$ (24,056.80)	\$ (42,204.91)
City/Village Contributions			\$ 116,308.13	\$ 116,308.13
Township Contributions	\$ 242,620.80	\$ 2,428,133.02		\$ 2,670,753.82
Other Govt. Entity Contributions			\$ 339,955.36	\$ 339,955.36
Charges for Services	\$ 7,623.60	\$ 49,553.40	\$ 19,059.00	\$ 76,236.00
Interest and Rents	\$ 3,989.48	\$ 15,514.64	\$ 24,823.43	\$ 44,327.55
Private/Public Sources, including Subdivisions			\$ 13,116.33	\$ 13,116.33
Special Assessments		\$ 49,748.04		\$ 49,748.04
Misc. Revenue	\$ 77,958.71	\$ 77,958.71	\$ 10,134.67	\$ 166,052.09
Other Financing Sources	\$ 2,000,000.00		\$ 232,662.26	\$ 2,232,662.26
TOTAL REVENUE:	\$ 13,523,372.26	\$ 11,240,559.24	\$ 732,002.38	\$ 25,495,933.88
EXPENDITURES				
Construction/Capacity Improvements	\$ 1,695,922.31			\$ 1,695,922.31
Preservation-Structural Improvements	\$ 7,563,341.56	\$ 2,838,636.83		\$ 10,401,978.39
Maintenance	\$ 3,768,406.08	\$ 7,081,716.07		\$ 10,850,122.15
Administrative	\$ 396,131.34	\$ 301,647.39		\$ 697,778.73
Equipment Account	\$ (23,482.99)	\$ (48,767.19)	\$ (3,072.84)	\$ (75,323.02)
Drain Assessments	\$ 17,909.16	\$ 53,727.47	\$ -	\$ 71,636.63
Debt Principal Payment	\$ 222,424.79	\$ -	\$ 116,056.52	\$ 338,481.31
Interest Expense	\$ 6,672.74	\$ -	\$ 8,471.48	\$ 15,144.22
Other (Non-Road Related Projects)			\$ 113,409.03	\$ 113,409.03
Net Capital Outlay	\$ 49,672.41	\$ 7,766.44	\$ (373,269.48)	\$ (315,830.63)
TOTAL EXPENDITURES	\$ 13,696,997.40	\$ 10,234,727.01	\$ (138,405.29)	\$ 23,793,319.12
Revenues over(under) expenditures:	\$ (173,625.14)	\$ 1,005,832.23	\$ 870,407.67	\$ 1,702,614.76
Fund Balance, Beginning of Year	\$ 820,786.60	\$ 3,104,128.25	\$ 4,948,354.17	\$ 8,873,269.02
FUND BALANCE, END OF YEAR	\$ 647,161.46	\$ 4,109,960.48	\$ 5,818,761.84	\$ 10,575,883.96



BALANCE SHEET

ASSETS

General Operating Fund

Cash	\$	185,992	
Investments	\$	7,820,449	
Accounts Receivable (Includes MTF, Townships, Interest, etc.)	\$	4,185,104	

Inventories

Road Materials	\$	176,626	
Equipment Materials and Parts	\$	107,781	

Prepays

Prepaid Expenses	\$	124,368	
Salt	\$	372,356	

Long-term Assets

Special Assessments	\$	315,861	
---------------------	----	---------	--

Total General Operating Assets

\$ 13,288,537

Capital Asset Account Group

Land	\$	558,635	
Land Improvements	\$	26,164	
Depletable Assets	\$	31,099	
Buildings	\$	503,669	
Road Equipment	\$	1,464,853	
Shop Equipment	\$	32,051	
Engineering Equipment	\$	8,551	
Yard & Storage Equipment	\$	2,032	
Office Equipment	\$	67,527	
Infrastructure	\$	<u>159,058,932</u>	
Net Fixed Assets			\$ 161,753,513

TOTAL ASSETS

\$ 175,042,050

LIABILITIES & FUND BALANCES

General Operating Fund

Accounts Payable	\$	814,647	
Accrued Liability	\$	181,450	
Due to State	\$	91,958	
Prepaid Permits	\$	4,602	
Performance Deposits	\$	168,923	
Accrued MERS Payable	\$	<u>46,986</u>	
Total Liabilities			\$ 1,308,566

Deferred Inflows

Unavailable Special Assessments	\$	361,460	
Unavailable Local Agency Disbursements	\$	<u>1,042,627</u>	
Total Deferred Inflows			\$ 1,404,087

Fund Balances

Primary	\$	647,161	
Local	\$	4,109,960	
County	\$	<u>5,818,763</u>	
Total Fund Balance			\$ 10,575,884

Capital Asset Account Group

Plant & Equipment Equity			\$ 161,753,513
--------------------------	--	--	----------------

TOTAL LIABILITIES & FUND BALANCES

\$ 175,042,050

ORGANIZATIONAL CHART

