

2019 Annual Report



Saginaw County Road Commission
3020 Sheridan Ave.
Saginaw, MI 48601
www.scr-mi.org



ANNUAL REPORT OF THE BOARD OF COUNTY ROAD
COMMISSIONERS OF SAGINAW COUNTY, MICHIGAN

Fiscal Year Ending December 31, 2019



John Sangster
Chairperson



Dave Adams
Vice-Chairperson



Richard H. Crannell, PE
Member



Todd M. Hare
Member




Deb Kestner
Member

The Saginaw County Road Commission takes pleasure in submitting to you and the people of Saginaw County our fiscal year 2019 annual report in compliance with the provisions of Public Act 283 of 1909, as amended. Information in this report covers the fiscal year of January 1, 2019 through December 31, 2019.

Respectfully submitted,

**BOARD OF COUNTY ROAD COMMISSIONERS
OF THE COUNTY OF SAGINAW**

John Sangster, Chairperson






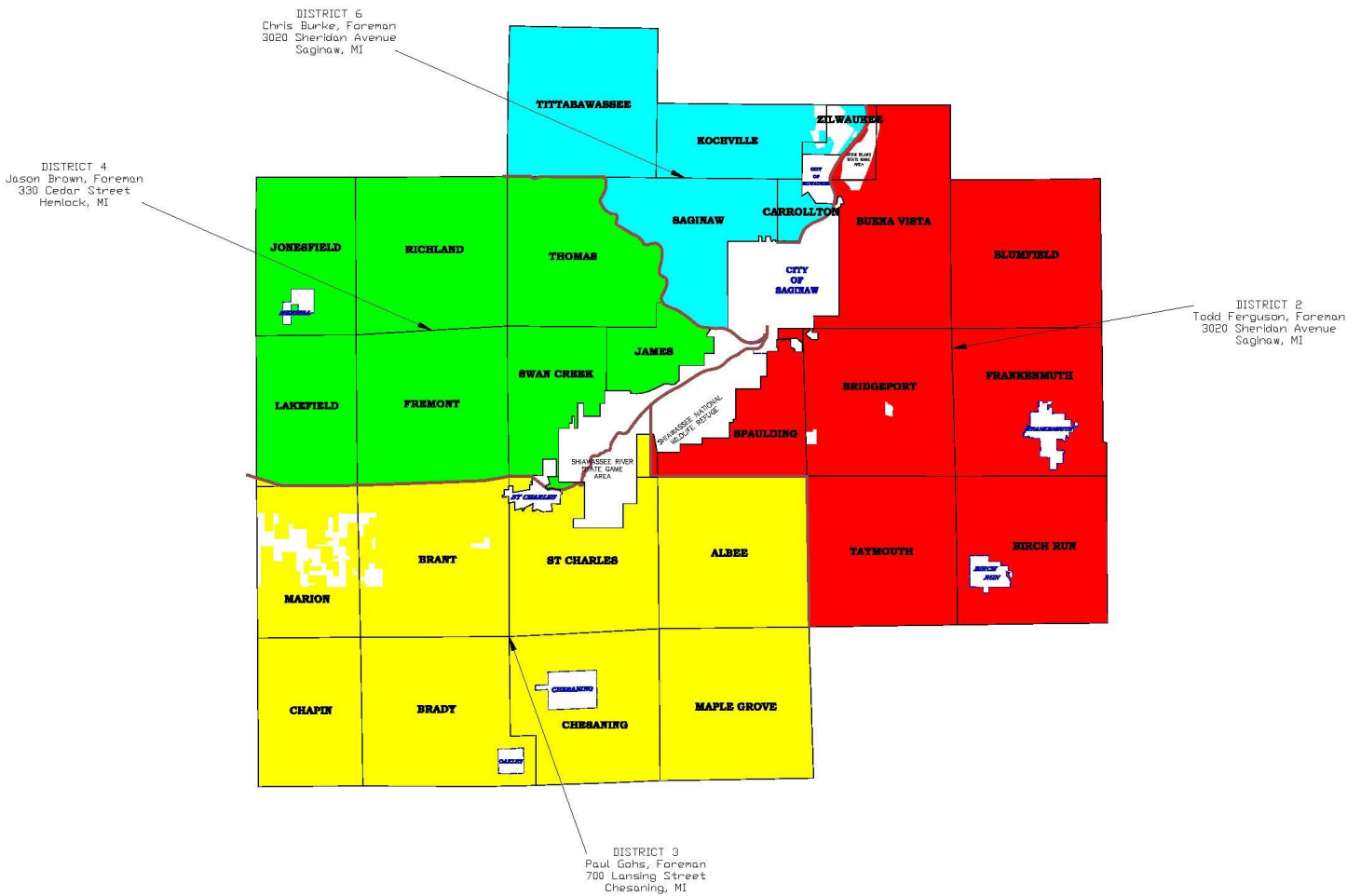
MANAGING DIRECTOR



Dennis L. Borchard

As Managing Director, Dennis Borchard is responsible for overseeing the day-to-day activities of the Road Commission. The Manager has several department heads who report to him to keep him abreast of the operations of the Road Commission.

The goal of the Saginaw County Road Commission remains steadfast: using our expertise, energy and funds to provide the safest and most convenient road system possible, and to contribute to economic development and a high quality of life throughout the county.






FACT SHEET

Saginaw County residents:	200,169	Total miles of road	1,851.03
Residents of townships served:	142,059	Miles of primary road	507.27
Road Commission employees:	72	Miles of local road	1344.18
Commissioners:	5		
Townships served:	27		

- | | |
|-------------|---------------|
| Albee | Kochville |
| Birch Run | Lakefield |
| Blumfield | Maple Grove |
| Brady | Marion |
| Brant | Richland |
| Bridgeport | Saginaw |
| Buena Vista | St. Charles |
| Carrollton | Spaulding |
| Chapin | Swan Creek |
| Chesaning | Taymouth |
| Frankenmuth | Thomas |
| Fremont | Tittabawassee |
| James | Zilwaukee |
| Jonesfield | |


Total Revenue	\$ 30,187,221.00
Michigan Transportation Fund (MTF)	\$ 20,622,748.00
Federal, State, Twp. & Other Revenue	\$ 9,564,473.00
Miles of 2019 construction projects	28.94
Bridges replaced	7
Miles of local roads chip sealed	66
Miles of primary roads chip sealed	104
Miles of gravel placed roads	32
Tons of salt used	15,425





PRIMARY ROAD PROJECTS

Township	Road Name	Project Type	Amount
Albee Twp	Fergus	Bridge Replacement	\$ 1,407,290.86
Albee Twp	Gasper	Bridge Replacement	\$ 77,672.79
Brant Twp	Dempsey	Resurfacing	\$ 22,906.61
Bridgeport Twp	Dixie #1	Rehabilitation	\$ 386,144.26
Bridgeport Twp	Dixie @ Mill	Traffic Signal Upgrades	\$ 20,219.74
Bridgeport Twp	Williamson @ Southfield	Traffic Signal Upgrades	\$ 71,317.25
Bridgeport Twp	Dixie #2	Resurfacing	\$ 1,236,436.31
Bridgeport Twp	Williamson	Bridge Replacement	\$ 520,592.86
Buena Vista Twp	Portsmouth	Drainage	\$ 9,103.07
Carrollton Twp	Tittabawassee @ Michigan	Intersection Improvements	\$ 465,732.66
James Twp	Swan Creek @ River	Safety	\$ 870,373.65
James Twp	Swan Creek @ Weigl	Drainage	\$ 6,071.16
Lakefield Twp	Swan Creek	Cross Culvert	\$ 41,130.91
Maple Grove Twp	Gary	Drainage	\$ 28,183.74
Richland Twp	O'Hara	Cross Culvert	\$ 12,610.89
Saginaw Twp	Brockway	Traffic Signal Upgrades	\$ 97,152.69
Saginaw Twp	Center @ Seidel	Traffic Signal Upgrades	\$ 80,382.27
Saginaw Twp	Shattuck	Resurfacing	\$ 731,958.60
Saginaw Twp	West Michigan and Center	Resurfacing	\$ 405,347.90
Saginaw Twp	Tittabawassee	Resurfacing	\$ 21,991.11
Spaulding Twp	Sheridan	Resurfacing	\$ 925,933.63
Taymouth Twp	Seymour	Rehabilitation	\$ 33,648.51
Taymouth Twp	Sheridan	Bridge Replacement	\$ 91,797.05
Tittabawassee Twp	Freeland @ River	Roundabout	\$ 140,916.20
Primary Roads - Preservation/Structural Improvements			\$ 7,704,914.72



LOCAL ROAD PROJECTS

Township	Road Name	Project Type	Amount
Albee Twp	Briggs	Cross Culvert	\$ 6,803.19
Albee Twp	Verne	Cross Culvert	\$ 42,636.11
Albee Twp	Sloan	Drainage	\$ 3,788.16
Albee Twp	Burt	Resurfacing	\$ 104,358.48
			\$ 157,585.94
Birch Run Twp	Dehmel	Cross Culvert	\$ 14,219.46
Birch Run Twp	Beyer	Cross Culvert	\$ 10,220.97
Birch Run Twp	Willard	Drainage	\$ 28,596.10
Birch Run Twp	Burt	Resurfacing	\$ 86,458.19
			\$ 139,494.72
Blumfield Twp	Beyer	Box Culvert	\$ 167,654.40
Blumfield Twp	Mueller	Box Culvert	\$ 157,432.93
			\$ 325,087.33
Brant Twp	Schroder	Cross Culvert	\$ 8,543.67
Brant Twp	Raucholz	Cross Culvert	\$ 5,567.72
			\$ 14,111.39
Bridgeport Twp	Gabel	Cross Culvert	\$ 3,194.06
			\$ 3,194.06
Buena Vista Twp	Hack	Bridge Replacement	\$ 11,658.32
			\$ 11,658.32
Chapin Twp	Fenmore	Cross Culvert	\$ 4,878.17
			\$ 4,878.17
Chesaning Twp	Stuart	Cross Culvert	\$ 8,311.50
Chesaning Twp	Volkmer	Cross Culvert	\$ 6,835.16
Chesaning Twp	Stuart	Cross Culvert	\$ 8,058.69
Chesaning Twp	Volkmer	Cross Culvert	\$ 6,790.03
			\$ 29,995.38
Frankenmuth Twp	Tuscola	Cross Culvert	\$ 2,661.72
Frankenmuth Twp	Tuscola	Cross Culvert	\$ 21,541.28
Frankenmuth Twp	Baker	Resurfacing	\$ 661,628.83
			\$ 685,831.83
Fremont Twp	Ederer	Cross Culvert	\$ 11,049.10
Fremont Twp	Raucholz	Drainage	\$ 10,859.45
Fremont Twp	Ridgewood	Cross Culvert	\$ 3,631.04
Fremont Twp	Grabowski	Return to Gravel	\$ 47,413.38
Fremont Twp	Orr @ Marsh Creek	Bridge Replacement	\$ 1,068,791.94
			\$ 1,141,744.91
James Twp	River	Drainage	\$ 4,923.61
James Twp	Weigel	Drainage	\$ 94,235.36
James Twp	Miller	Return to Gravel	\$ 44,264.39
James Twp	Hart	Resurfacing	\$ 99,953.70
			\$ 243,377.06
Jonesfield Twp	Chapin	Cross Culvert	\$ 8,619.76

LOCAL ROAD PROJECTS

Township	Road Name	Project Type	Amount
Jonesfield Twp	Meridian	Resurfacing	\$ 596,761.05
Jonesfield Twp	Chapin @ Weeks Dr	Bridge Replacement	\$ 475,810.30
			\$ 1,081,191.11
Kochville Twp	Davis	Resurfacing	\$ 257,972.68
			\$ 257,972.68
Lakefield Twp	Ederer	Cross Culvert	\$ 5,392.87
Lakefield Twp	Nelson	Cross Culvert	\$ 8,239.04
			\$ 13,631.91
Maple Grove Twp	Maple	Drainage	\$ 113,286.82
Maple Grove Twp	Swan Creek	Resurfacing	\$ 256,261.63
			\$ 369,548.45
Marion Twp	Brant	Cross Culvert	\$ 2,154.97
Marion Twp	Burt	Cross Culvert	\$ 5,149.36
Marion Twp	Fenmore	Drainage	\$ 1,333.63
Marion Twp	Chapin	Drainage	\$ 39,751.44
			\$ 48,389.40
Richland Twp	Pangborn	Cross Culvert	\$ 4,896.00
Richland Twp	Raucholz	Cross Culvert	\$ 6,058.63
Richland Twp	Pruess	Cross Culvert	\$ 11,197.15
Richland Twp	Raucholz	Cross Culvert	\$ 9,385.54
Richland Twp	Pruess	Cross Culvert	\$ 12,978.53
			\$ 44,515.85
Saginaw Twp	Various	Concrete Repair	\$ 100,036.47
Saginaw Twp	White Beech	Drainage	\$ 16,542.42
Saginaw Twp	Cambridge Village	Resurfacing	\$ 850,526.07
Saginaw Twp	Barnard	Resurfacing	\$ 295,893.85
Saginaw Twp	Autumn Ridge	Resurfacing	\$ 614,171.60
			\$ 1,877,170.41
Spaulding Twp	Ambrose	Design	\$ 4,998.61
Spaulding Twp	Tom Cresswell	Return to Gravel	\$ 33,739.44
			\$ 38,738.05
Swan Creek Twp	Baumgartner	Cross Culvert	\$ 1,531.18
Swan Creek Twp	Wahl	Cross Culvert	\$ 12,475.98
Swan Creek Twp	Stello	Cross Culvert	\$ 14,684.13
Swan Creek Twp	Stello	Cross Culvert	\$ 13,733.86
			\$ 42,425.15

LOCAL ROAD PROJECTS

Township	Road Name	Project Type	Amount
Taymouth Twp	Dorwood	Cross Culvert	\$ 10,437.31
Taymouth Twp	Burt	Cross Culvert	\$ 2,989.83
Taymouth Twp	Canada	Cross Culvert	\$ 12,038.64
Taymouth Twp	Moorish	Cross Culvert	\$ 4,532.87
Taymouth Twp	Seymour	Drainage	\$ 87,186.08
			\$ 117,184.73
Thomas Twp	Gladstone	Cross Culvert	\$ 3,194.06
Thomas Twp	Gleaner	Cross Culvert	\$ 1,410.75
Thomas Twp	Thomas	Drainage	\$ 7,320.20
Thomas Twp	Tittabawasse	Cross Culvert	\$ 7,902.10
Thomas Twp	Orr	Culvert	\$ 11,248.66
Thomas Twp	Dice	Drainage	\$ 104,800.45
Thomas Twp	O'Hern	Non-Motorized	\$ 534,684.73
			\$ 670,560.95
Tittabawasse Twp	Graham	Cross Culvert	\$ 4,321.29
			\$ 4,321.29