



Saginaw County Road Commission 2013 Annual Report

Saginaw County Road Commission

3020 Sheridan Ave.

Saginaw, MI 48601

(989) 752-6140

www.scrs-mi.org



INDEX

Submission of Officers.....	1
Managing Director.....	2
Fact Sheet.....	3
Evolution of a Road Commission.....	4-5
Project Selection.....	6
Michigan Transportation Fund & Michigan Transportation Economic Development Funds.....	7
Overall Accomplishments.....	8
Primary Road Projects.....	9
Local Road Projects.....	10-11
Allocation of Funds.....	12
2013 Project Map.....	13
Primary Maintenance by Townships.....	14-17
Local Maintenance by Townships.....	18-21
Miscellaneous Maintenance Projects.....	22
Township Contributions.....	23
Statement of Revenues & Expenditures.....	24
Balance Sheet.....	25
Organizational Chart.....	26



SUBMISSION OF OFFICERS

ANNUAL REPORT OF THE BOARD OF COUNTY ROAD COMMISSIONERS OF SAGINAW COUNTY, MICHIGAN

Fiscal Year Ending December 31, 2013



Todd M. Hare
Chairperson



John D. Sangster
Vice-Chairperson



Richard F. Mallette
Member



Richard H. Crannell, P.E.
Member



Ronald L. Sholtz
Member

The Saginaw County Road Commission takes pleasure in submitting to you and the people of Saginaw County our fiscal year 2013 annual report in compliance with the provisions of Public Act 283 of 1909, as amended. Information in this report covers the fiscal year of January 1, 2013 through December 31, 2013.

Included in our annual report is a brief history of the Saginaw County Road Commission, an outline of our funding sources, a list of our activities related to construction and maintenance of our roads, bridges and miscellaneous items and our expenditures for the 2013 fiscal year.

Respectfully submitted,
**BOARD OF COUNTY ROAD COMMISSIONERS
OF THE COUNTY OF SAGINAW**

Todd M. Hare, Chairperson



FACT SHEET

Saginaw County residents:	200,169	Total miles of road	1,848.76
Residents of townships served:	142,059	Miles of primary road	499.24
Road Commission employees:	64	Miles of local road	1349.52
Commissioners:	5		

Townships served:	27	Albee	Kochville
		Birch Run	Lakefield
		Blumfield	Maple Grove
		Brady	Marion
		Brant	Richland
		Bridgeport	Saginaw
		Buena Vista	St. Charles
		Carrollton	Spaulding
		Chapin	Swan Creek
		Chesaning	Taymouth
		Frankenmuth	Thomas
		Fremont	Tittabawassee
		James	Zilwaukee
		Jonesfield	

Total Revenue	\$19,245,920
Michigan Transportation Fund (MTF)	\$12,608,326
Federal, State, Twp & Other Revenue	\$ 6,637,594
Miles of 2013 construction projects	14.85
Bridges replaced	3
Miles of local roads chip sealed	40.92
Miles of primary roads chip sealed	8.02
Miles of gravel placed roads	23.77
Tons of salt used	17,392.76



EVOLUTION OF A ROAD COMMISSION

From the 1850's through the 1920's, state law permitted townships to exercise responsibility for building and maintaining local roads. A highway commissioner in each organized township had the duty to oversee the road system.

Near the turn of the century, the popularization of the bicycle and the invention of the automobile caused major changes in our highway system. The first significant improvements in the administration of Michigan's highways came in 1883 with the passage of Public Act 278, which provided for a somewhat experimental district of eight townships to be established in our neighboring county of Bay. This action was found to promote needed consistency, create a more efficient road agency and provide a means to raise funds for road improvements.

In 1893, the "County Road Law" was passed which encouraged other counties to follow the lead of Bay County. But most, including Saginaw, still preferred the "one commissioner per township" method. In 1909, legislative action created county road commissions as we know them today. Each county had the option to adopt the new law, which Saginaw County did in December of 1917. The first three road commissioners appointed in Saginaw County were L.L. Pearson of Saginaw, Peter Bell of Taymouth Township and Edward Perrot of Chesaning.

The first county highway engineer appointed by the new board was David A. Nichol and the first county road superintendent was William Sommerfield.

Originally, the Road Commission had offices in the courthouse, but in the early 1920's moved to 312 Court Street because of the need for more space.

At that time (circa 1925), there were three separate systems of roads in the county. One was the county road system, owned and maintained by the county; another was the state trunk line system, maintained by the state; and the third was a system of township roads, maintained by each township.

In 1931, Michigan Legislature passed the McNitt Act, which transferred all the township roads to county jurisdiction over a five-year period. The McNitt Act also established right-of-way widths and mandated that funding come from a portion of the weight and gasoline taxes. During the five-year period, the Saginaw County road mileage jumped from 340 miles to over 1,500 miles.



EVOLUTION OF A ROAD COMMISSION

In the late 1930's the Saginaw County Road Commission came to realize they had to improve the many miles of dirt roads that existed. Most of these roads were originally constructed by digging a ditch on each side and using the spoils to build up the roadbed. This made for narrow roads of clay and silt that were nearly impassible during rainy periods, especially in the spring. The proposed solution was to cover the roads with gravel or crushed stone and then prime and seal with an asphaltic material covered with stone chips, or pave with a bituminous asphalt mixture or in some instances, concrete.

By 1951, the Saginaw County Road Commission had an ongoing paving program. The passage of Public Act 51 in 1951 clearly defined the activities of county road commissions and defined funding sources and how they are divided to build and maintain roads and bridges. The Saginaw County Road Commission was placing a hard surface on over 60 miles of roads each year by the end of the 1950's. Most of these roads were narrow and any ditches that existed were close to the edge of the roadway.

By the middle of the 1970's the proliferation of legal actions and the rising cost of insurance ended the practice of just blacktopping the existing roadways. Roads needed to be constructed to meet current standards of highway safety. Today, the Road Commission prefers a minimum roadway width of 20 feet with 6-foot shoulders for low volume local roads. Primary roads need to be a minimum of 22 feet wide with 6-foot shoulders. Moving the ditches out to accommodate a wider, safer roadway is almost always necessary when considering even a seemingly insignificant paving project. The combination of roadway width, shoulders, fore-slopes, ditches and back-slopes take up all of the 66-foot wide right-of-way. Once the ditching is re-done and the roadway is paved to the proper width, then it's back to preserving the pavement we have by chip and seal, crack sealing or periodic paving.

The increasing cost of rebuilding roadways and bridges combined with little increase of revenue over the past eight years or so, make the Road Commission's job difficult at best. Managing our road and bridge assets by using a "mix of fixes" is the way of the future. It has been proven that fixing the worst first will lead to having more bad roadways than good. Preserving our good roadways and rebuilding a few of our bad roadways each year will gradually improve the average condition of our entire system.

Throughout its evolution, from the end of the year of 1917 to today, the Saginaw County Road Commission has constantly changed to meet its customer's needs. For its 94 years of existence the Road Commission has been and always will be committed to using the best available expertise and maximizing the available funds to make sure Saginaw County has the safest, most convenient road system possible.



PROJECT SELECTION

The Road Commission establishes road improvement priorities for the primary road system. Annually, our staff develops an improvement plan spanning five years that is based on engineering assessments and on site reviews. This plan is reviewed and projects are undertaken, based on current and future road needs and anticipated funding.

In December 2012, the Saginaw County Road Commission adopted a \$204,504,471 budget for FY2013. The plan includes such projects as resurfacing, reconstructing and widening roads; converting certain roads to all-season status; safety projects; bridge replacements; and upgrading some traffic signals.

For the local road system, road improvement priorities are developed in conjunction with township governments. The Road Commission maintains a local road participation fund program that provides funds for each township that must be matched on a dollar-for-dollar basis for road improvement projects. These projects include local road preservation/structural improvements and construction/capacity improvement projects, such as installation of significant storm sewer improvements, chip seal, asphalt overlays and road reconstruction. The financial commitment of township boards and residents through the years has proved invaluable. These partnerships help provide better service to our joint constituencies.



Michigan Transportation Fund and Michigan Transportation Economic Development Funds

MICHIGAN TRANSPORTATION FUNDS

The Michigan Transportation Fund (MTF) is the repository of fuel taxes and vehicle registration fees collected by the state and the principal source of road commission funding. The collected funds are distributed to the Michigan Department of Transportation (MDOT), 535 cities and villages and 83 county road commissions using a formula based on variables that include the density of population, road mileage by classification and collected vehicle registration fees.

Our 2013 general allocations revenue from the MTF increased by \$183,874 from 2012. Even with this slight increase, our current MTF is still less than our 1998 MTF revenue, and expenses have increased from 100-400% over the last 5 years.

MICHIGAN TRANSPORTATION ECONOMIC DEVELOPMENT FUNDS

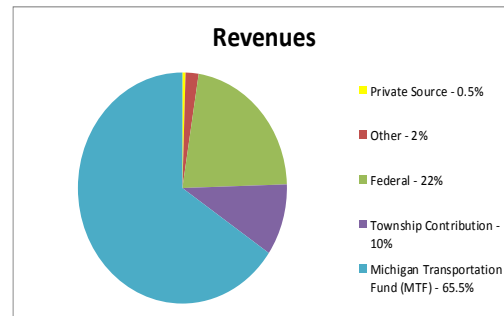
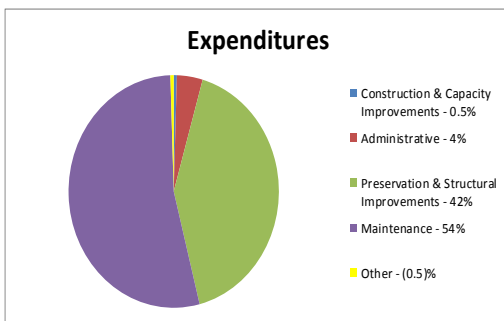
The Road Commission also works diligently to qualify for special sources of revenue for road improvement projects from other state and federal sources.

State sources include local bridge funds and Transportation Economic Development Funds, or TEDF. Categories of TEDF funding include:

Category A, competitively available for upgrading roads that will benefit certain state sanctioned, targeted industries that will create or retain a specified number of jobs.

Category D, to upgrade to all-season-road status and to develop a network of roads that are not weight-restricted during seasonal road thaws.

Category F, competitively available for upgrading roads to all-season status to complete broken links in the all-season-road network in the urban area.



OVERALL ACCOMPLISHMENTS

During 2013, the Saginaw County Road Commission devoted more than \$7.3 million to various betterment activities, including paving, chip seal, brining and gravelling. More than 6.659 miles of road were paved. And to preserve the capital investment in our roads, approximately 49 miles of road were chip sealed, as well as the addition of turn lanes at intersections, shoulder paving, upgrading of traffic signals and new traffic signal installations at several intersections.

The county road system continues to grow. During the past three years, 1.56 miles of roads have been added to the public road system. These new roads are the result of developments that built roads to public road standards and then were donated for public use. These new roads require public road service. While this growth reflects positively on the quality of life and business climate of Saginaw County, there continues to be concern about decreasing revenues while demands for service are increasing.

Maintenance Mode



2013 Crack Sealing Program



2013 Chip Seal Program



PRIMARY ROAD PROJECTS

Township	Road Name	From Location	To Location	Description	Amount, Incl. Distributive
Saginaw	Wieneke	Weiss	Shattuck	Design-Survey	\$30,118.47
451 Primary Roads - Construction/Capacity Improvements					\$ 30,118.47
Birch Run	Birch Run	Elms	Village Limits	Design-Survey	\$2,503.01
Buena Vista	M-46	Outer Drive	Outer Drive	Design-Survey	\$53,442.40
Carrollton	Mapleridge Road	Carrollton Road	SE to Dead End	Drainage Only	\$32,554.37
Jonesfield	Frost Road	Chapin	Merrill	Cross-Culvert Replacement	\$3,580.78
Kochville	Freeland Road	Between Hospital	and Lawndale	Cross-Culvert Replacement	\$1,517.91
Richland	N. Hemlock Road	Gratiot	Wilson St	Paving	\$11,519.91
Saginaw	Brockway Road	City Limits	Center Road	Paving & Drainage	\$1,502,903.99
Saginaw	Shattuck	Northwest	Hermansau	Paving Only	\$286,646.24
Saginaw	McCarty	Bay	Fashion Square	Other	\$16,187.45
Saginaw	Hemmeter	State Street	Brockway	Design-Survey	\$15,982.44
Saginaw	Wieneke	Brockway	State	Paving Only	\$69,444.21
Saginaw	Center	at Heritage High School		Traffic Signal	\$95,362.29
Spaulding	Sheridan	Williamson	Treanor	Paving	\$139,133.84
St. Charles	Fergus Road	at Carr Road	at Carr Road	Cross-Culvert Replacement	\$14,143.29
St. Charles	Fergus	Shiawassee River	Gasper	Design-Survey	\$8,608.41
Taymouth	Nichols Road	Between Willard	and Burt	Cross-Culvert Replacement	\$3,865.64
Thomas	River Road	North of	Frost	Other	\$3,729.76
Thomas	Miller	Gratiot	State	Design-Survey	\$121,957.97
Thomas	Miller	Whitney	O'Hern	Cross-Culvert Replacement	\$7,823.37
Tittabawassee	Hospital Road	at Freeland Rd		Cross-Culvert Replacement	\$1,977.15
459-Primary Roads - Preservation/Structural Improvements					\$2,392,884.43
Thomas	Frost Road	over Swan Creek	over Swan Creek	Bridge Replacement	\$1,339,016.54
460-Primary Bridges - Preservation/Structural Improvements					\$1,339,016.54



LOCAL ROAD PROJECTS

Township	Name	From Location	To Location	Description	Length	Account Number	Sub Account	Amount, Incl. Distributive
Albee	Birch Run	Over Goss Drain		Cross-Culvert Replacement	0.10	489C0128	031	\$ 10,796.48
Albee	Briggs	Gary	Burt	Cross-Culvert Replacement	0.10	489C0132	181	\$ 3,800.92
								\$ 14,597.40
Birch Run	Burt	Block	Reese	Chip and Seal	1.00	48900236	009	\$ 88,895.54
Birch Run	Reese	Approx. 0.25 Mile South of Townline		Cross-Culvert Replacement	0.10	489C0201	451	\$ 3,213.26
Birch Run	Beyer	North of Busch		Cross-Culvert Replacement	0.10	489C0205	371	\$ 510.05
								\$ 92,618.85
Brady	Ferden	M-52	Fordney	Chip and Seal	1.00	48900425	051	\$ 152,082.59
Brady	Ferden	at Raucholz		Cross-Culvert Replacement	0.10	489C0422	031	\$ 2,890.08
								\$ 154,972.67
Brant	Raucholz	Townline	Ithaca	Cross-Culvert Replacement	0.10	489C0502	314	\$ 3,101.29
Brant	Schroeder	1/3 mile West of	Raucholz	Cross-Culvert Replacement	0.10	489C0510	151	\$ 2,932.88
Brant	Ring	West of	Hemlock	Cross-Culvert Replacement	0.10	489C0516	101	\$ 8,398.41
Brant	Burt	Raucholz	Ward	Cross-Culvert Replacement	0.10	489C0526	031	\$ 23,208.15
								\$ 37,640.73
Bridgeport	Baker	Portsmouth	Reimer	Design-Survey	1.00	48900612	211	\$ 104,057.53
Bridgeport	Townline	Blackmar	I-75	Drainage Only	1.00	48900635	031	\$ 91,191.45
								\$ 195,248.98
Carrollton	Ash Street	at Polk St		Cross-Culvert Replacement	0.10	489C0807	051	\$ 4,624.60
								\$ 4,624.60
Chapin	Baldwin	1/4 Mile East of Merrill		Cross-Culvert Replacement	0.10	489C0901	141	\$ 4,619.04
Chapin	Meridian	North of M-57		Cross-Culvert Replacement	0.10	489C0916	171	\$ 5,151.24
								\$ 9,770.28
Chesaning	Gary	M-52	Frandsche	Cross-Culvert Replacement	0.10	489C1005	011	\$ 3,693.31
Chesaning	Havana	Frandsche	Niver	Cross-Culvert Replacement	0.10	489C1032	011	\$ 2,860.66
								\$ 6,553.97
Frankenmuth	Dehmel	Warnick	Townline	Design-Survey	0.52	48901133	411	\$ 5,647.10
Frankenmuth	Dehmel	Over	Dead Creek	Bridge Replacement	0.10	49001134	411	\$ 8,495.61
								\$ 14,142.71
Fremont	Loven	Nelson	Fremont	Cross-Culvert Replacement	0.10	489C1227	101	\$ 1,231.51
Fremont	Ederer	Steel	Iva	Cross-Culvert Replacement	0.10	489C1931	011	\$ 2,478.73
								\$ 3,710.24
James	Strieter	Spot Locations		Drainage Only	0.10	48901331	011	\$ 512.59
								\$ 512.59
Kochville	Kochville	Mackinaw	Bay	Design-Survey	1.00	48901527	031	\$ 2,064.23
								\$ 2,064.23
Lakefield	Chapin	Over the Morgan Drain	South of Roosevelt	Cross-Culvert Replacement	0.10	489C1613	151	\$ 22,791.60
Lakefield	Fenmore	South of	Grabowski	Cross-Culvert Replacement	0.10	489C1633	101	\$ 17,093.07
								\$ 39,884.67



LOCAL ROAD PROJECTS

Township	Name	From Location	To Location	Description	Length	Account Number	Sub Ac-count	Amount, Incl. Distributive
Maple Grove	Bueche	M-57	Volkmer	Design-Survey	1.00	48901714	251	\$ 143,979.93
Maple Grove	Volkmer	Briggs	Bishop	Cross-Culvert Replacement	0.10	489C1708	101	\$ 2,993.32
Maple Grove	East	Chesaning	Volkmer	Cross-Culvert Replacement	0.10	489C1711	311	\$ 1,777.63
								\$ 148,750.88
Marion	Fenmore	Brant	Marion	Cross-Culvert Replacement	0.10	489C1822	121	\$ 4,308.30
Marion	Burt	Approximately 200'	West of Steel	Cross-Culvert Replacement	0.10	489C1825	042	\$ 3,977.55
								\$ 8,285.85
Richland	Ederer	Raucholz	Fordney	Chip and Seal	0.50	48901935	031	\$ 67,882.78
Richland	Pruess	Geddes	O'Hara	Bridge Replacement	0.10	49001913	541	\$ 267,115.50
								\$ 334,998.28
Saginaw	Greenfield	Subdivision		Drainage and Paving	1.00	48902009	041	\$ 782,737.92
Saginaw	Riser Subdivision	SE Corner of Center	and Brockway	Drainage and Paving	0.10	48902021	231	\$ 225,405.35
								\$ 1,008,143.27
Spaulding	Sheridan	Williamson	Treanor	Design-Survey	0.14	45901232		\$ 139,133.84
Spaulding	Treanor	Williamson	Dixie Hwy	Design-Survey	1.55	48902206	011	\$ 23,674.85
Spaulding	Huntington	East	Casey	Cross-Culvert Replacement	0.10	489C2211	191	\$ 6,229.08
Spaulding	Moore	M-13	Mower	Cross-Culvert Replacement	0.10	489C2226	091	\$ 5,420.57
								\$ 174,458.34
St. Charles	McKeighan	Burt	Marion	Cross-Culvert Replacement	0.10	489C2128	331	\$ 4,765.72
St. Charles	Burt	M-52	Frandsche	Cross-Culvert Replacement	0.10	489C2130	061	\$ 4,437.00
								\$ 9,202.72
Taymouth	Burt/Moorish	Intersection		Intersection Improvement	0.10	48902426	031	\$ 72,040.58
Taymouth	Seymour	Burt	Willard	Design	1.42	48902433	321	\$ 3,907.08
Taymouth	Townline	Pettit	Marshall	Cross-Culvert Replacement	0.10	489C2403	021	\$ 3,339.14
Taymouth	Busch	Bell	Pettit	Cross-Culvert Replacement	0.10	489C2409	501	\$ 3,295.38
Taymouth	Nichols	North of	Birch Run	Cross-Culvert Replacement	0.10	489C2420	281	\$ 4,132.73
Taymouth	E Burt	Marshall	Moorish	Cross-Culvert Replacement	0.10	489C2426	031	\$ 3,473.37
								\$ 90,188.28
Thomas	N Brookshire Drive			Subdivisions donated by developers	0.10	4810SUBD	058	\$ 50,870.00
Thomas	Kutsch Subdivision	Herbert	Evelyn	Drainage Only	0.10	48902526	021	\$ 10,425.56
Thomas	Dude Estates	Lake Circle Drives		Drainage and Paving	1.25	48902532	011	\$ 356,973.72
								\$ 418,269.28
Tittabawassee	Vasold	River	Gleaner	Drainage Only	1.91	48902629	041	\$ 173,095.56
Tittabawassee	Gleaner	Buck	Midland	Cross-Culvert Replacement	0.10	489C2605	291	\$ 1,786.94
Tittabawassee	Vasold	Mielke	Gleaner	Cross-Culvert Replacement	0.10	489C2632	041	\$ 2,713.72
Tittabawassee	Vasold	River	Graham	Cross-Culvert Replacement	0.10	489C2633	041	\$ 3,125.87
								\$ 180,722.09



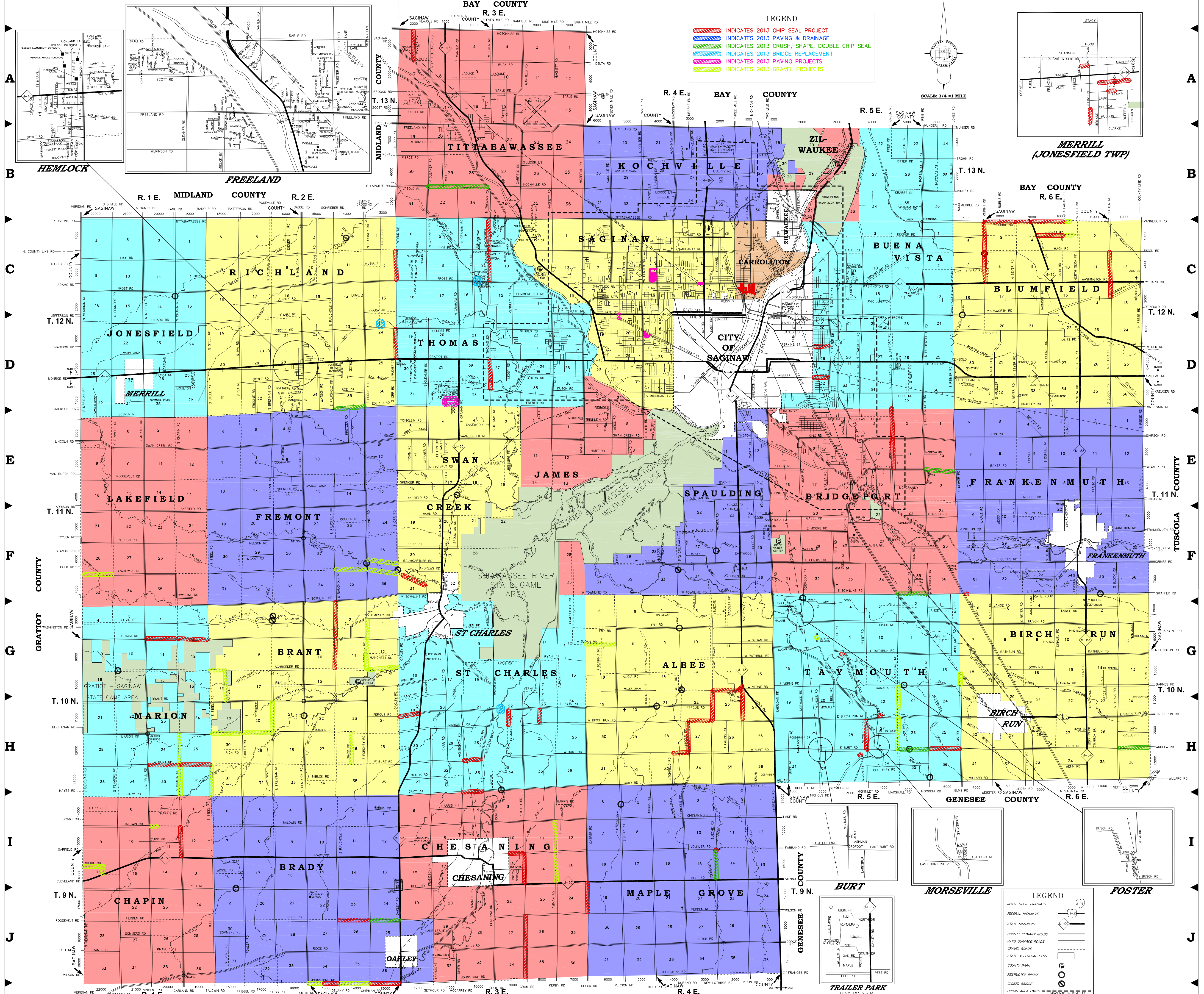
ALLOCATIONS OF FUNDS

Effective 1-1-13

	2010	%	LOCAL	%	\$	\$	\$	CHAP 20	
TOWNSHIP	POPULATION	POPULATION	MILEAGE	MILEAGE	POPULATION	MILEAGE	SUB-TOTAL	ASSMT	TOTAL
ALBEE	2,160	1.60	42.26	3.13	\$5,450.89	\$10,669.30	\$16,120.19		\$16,120.19
BIRCH RUN	4,478	3.32	55.71	4.13	\$11,300.50	\$14,065.00	\$25,365.49		\$25,365.49
BLUMFIELD	1,960	1.45	60.49	4.48	\$4,946.18	\$15,271.79	\$20,217.97		\$20,217.97
BRADY	1,928	1.43	54.08	4.01	\$4,865.42	\$13,653.47	\$18,518.90		\$18,518.90
BRANT	2,012	1.49	61.92	4.59	\$5,077.40	\$15,632.82	\$20,710.22		\$20,710.22
BRIDGEPORT	10,514	7.79	71.56	5.30	\$26,532.70	\$18,066.62	\$44,599.31	\$5,105.16	\$39,494.15
BUENA VISTA	8,676	6.43	82.26	6.10	\$21,894.40	\$20,768.03	\$42,662.42		\$42,662.42
CARROLLTON	6,103	4.52	28.68	2.13	\$15,401.28	\$7,240.78	\$22,642.06	\$3,528.00	\$19,114.06
CHAPIN	1,060	0.79	36.23	2.69	\$2,674.97	\$9,146.92	\$11,821.89		\$11,821.89
CHESANING	2,265	1.68	36.34	2.69	\$5,715.86	\$9,174.69	\$14,890.55		\$14,890.55
FRANKENMUTH	1,959	1.45	62.60	4.64	\$4,943.65	\$15,804.50	\$20,748.15		\$20,748.15
FREMONT	2,096	1.55	48.72	3.61	\$5,289.38	\$12,300.25	\$17,589.62		\$17,589.62
JAMES	2,023	1.50	17.08	1.27	\$5,105.16	\$4,312.15	\$9,417.31		\$9,417.31
JONESFIELD	889	0.66	31.01	2.30	\$2,243.44	\$7,829.04	\$10,072.48		\$10,072.48
KOCHVILLE	5,078	3.76	31.81	2.36	\$12,814.63	\$8,031.01	\$20,845.64		\$20,845.64
LAKEFIELD	1,029	0.76	28.78	2.13	\$2,596.74	\$7,266.03	\$9,862.77		\$9,862.77
MAPLE GROVE	2,668	1.98	46.40	3.44	\$6,732.85	\$11,714.52	\$18,447.37		\$18,447.37
MARION	923	0.68	32.62	2.42	\$2,329.24	\$8,235.51	\$10,564.75		\$10,564.75
RICHLAND	4,144	3.07	74.91	5.55	\$10,457.63	\$18,912.38	\$29,370.01		\$29,370.01
SAGINAW	40,840	30.25	145.36	10.77	\$103,062.14	\$36,698.76	\$139,760.90	\$59,637.16	\$80,123.74
ST. CHARLES	1,276	0.95	45.99	3.41	\$3,220.06	\$11,611.01	\$14,831.07		\$14,831.07
SPAULDING	2,153	1.59	27.02	2.00	\$5,433.22	\$6,821.69	\$12,254.91		\$12,254.91
SWAN CREEK	2,456	1.82	35.50	2.63	\$6,197.86	\$8,962.62	\$15,160.48		\$15,160.48
TAYMOUTH	4,520	3.35	52.78	3.91	\$11,406.49	\$13,325.27	\$24,731.75		\$24,731.75
THOMAS	11,985	8.88	73.03	5.41	\$30,244.85	\$18,437.74	\$48,682.60		\$48,682.60
TITTABAWASSEE	9,726	7.21	63.22	4.69	\$24,544.13	\$15,961.03	\$40,505.16	\$6,563.20	\$33,941.96
ZILWAUKEE	67	0.05	2.92	0.22	\$169.08	\$737.21	\$906.29		\$906.29
TOTALS	134,988	100.00	1,349.28	100.00	\$340,650.15	\$340,650.15	\$681,300.29	\$74,833.52	\$606,466.77

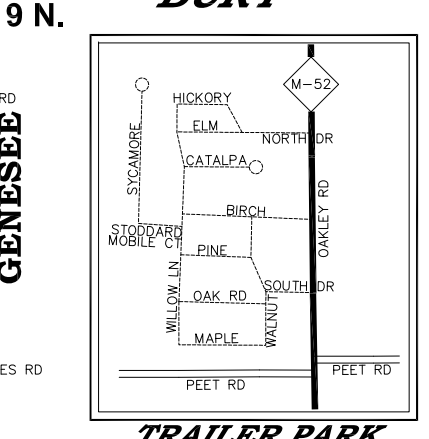
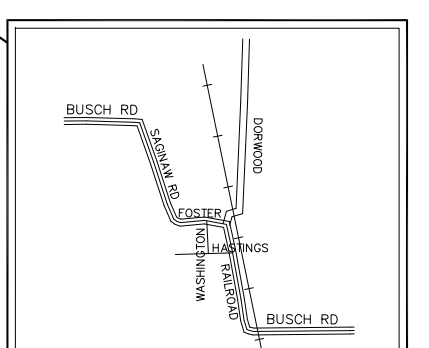
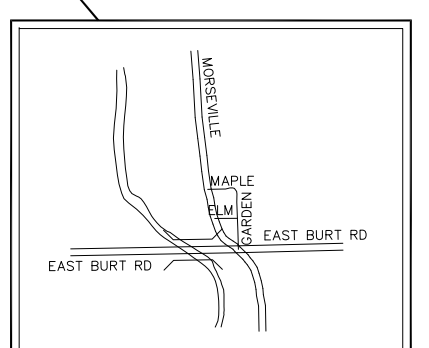
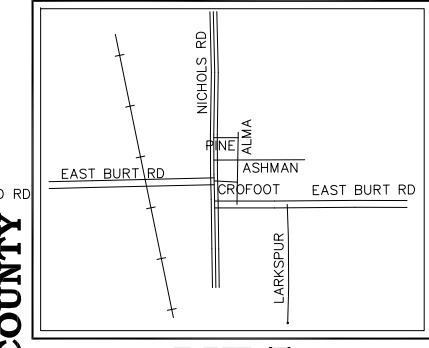
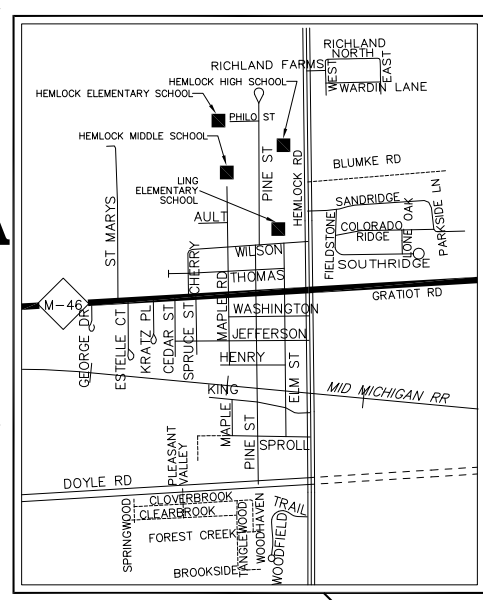
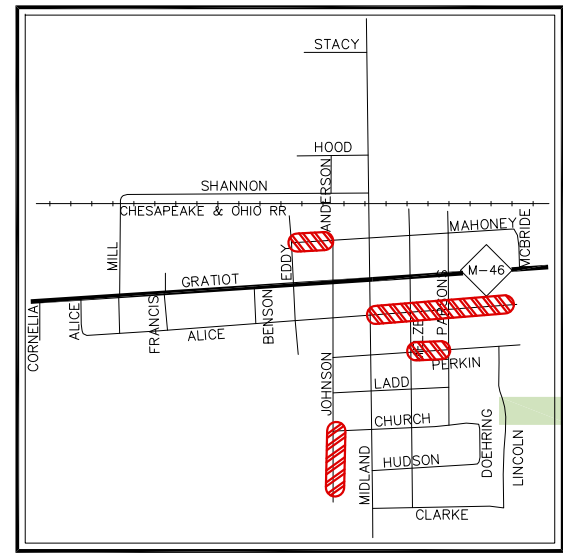
As of 12-31-12





LEGEND

- INDICATES 2013 CHIP SEAL PROJECT
- INDICATES 2013 PAVING & DRAINAGE
- INDICATES 2013 CRUSH, SHAPE, DOUBLE CHIP SEAL
- INDICATES 2013 BRIDGE REPLACEMENT
- INDICATES 2013 PAVING PROJECTS
- INDICATES 2013 GRAVEL PROJECTS



LEGEND

- INTER-STATE HIGHWAYS
- FEDERAL HIGHWAYS
- STATE HIGHWAYS
- COUNTY PRIMARY ROADS
- HARD SURFACE ROADS
- GRAVEL ROADS
- STATE & FEDERAL LAND
- COUNTY PARK
- RESTRICTED BRIDGE
- CLOSED BRIDGE
- URBAN AREA LIMITS
- TOWNSHIP BOUNDARIES

PRIMARY ROAD MAINTENANCE BY TOWNSHIP

Description	ALBEE	BIRCH RUN	BLUMFIELD	BRADY	BRANT	BRIDGEPORT	BUENA VISTA
100 - DUST CONTROL	0.00	0.00	0.00	0.00	0.00	0.00	0.00
104 - SEAL COAT	69,339.58	0.00	0.00	0.00	0.00	0.00	218.20
104S - SWEEPING - CHIP SEAL	3,869.47	0.00	0.00	162.38	893.07	0.00	0.00
105 - CRACK SEAL	15,655.43	0.00	0.00	4,160.24	12,204.08	4,080.44	5,703.04
109 - SURFACE MAINTENANCE	0.00	154.96	0.00	0.00	0.00	501.35	0.00
109A - SURF. MAINT. - ASPHALT	560.00	0.00	0.00	0.00	0.00	0.00	0.00
109C - SURF. MAINT. - COLD PATCH	10,540.27	4,844.09	0.00	2,814.94	4,627.45	4,222.62	5,596.24
109G - SURF. MAINT. - GRAVEL	0.00	0.00	0.00	0.00	0.00	0.00	0.00
109H - SURF. MAINT. - HOT PATCH	0.00	0.00	0.00	0.00	0.00	972.60	0.00
119 - SHOULDER MAINTENANCE	13,141.43	18,477.09	0.00	3,476.02	6,472.09	15,236.36	3,214.24
120 - BRUSH SPRAYING	0.00	0.00	0.00	0.00	0.00	0.00	0.00
121 - TREE & SHRUB REMOVAL	0.00	44,133.52	0.00	5,126.93	3,442.33	25,892.18	2,498.10
122 - DRAINAGE & BACKSLOPE	3,547.28	6,231.69	736.70	4,324.69	3,120.78	34,133.51	1,812.37
123 - GUARDRAIL SPRAYING	0.00	0.00	0.00	0.00	0.00	0.00	0.00
124 - ROADSIDE CLEANUP	0.00	0.00	0.00	0.00	0.00	0.00	0.00
125 - SEEDING & MULCHING	671.39	242.66	0.00	314.11	0.00	1,474.44	0.00
126 - GRASS & WEED CONTROL	3,081.60	4,913.90	0.00	1,762.00	5,762.40	11,911.90	4,300.45
127 - DITCH-SHRUB REMOVAL	1,047.16	533.84	0.00	0.00	0.00	0.00	474.67
128 - CULVERT MAINTENANCE	0.00	0.00	0.00	139.99	0.00	542.48	1,124.44
130 - GUARDRAIL POSTS	0.00	0.00	0.00	0.00	0.00	1,053.50	0.00
132 - SWEEPING	617.79	1,769.54	0.00	0.00	280.79	8,333.87	6,223.65
134 - TRAFFIC CONTROL	0.00	101.50	0.00	104.72	673.97	2,904.61	370.26
139 - OTHER ROUTINE MAINTENANCE	221.80	0.00	0.00	349.12	351.22	1,864.72	0.00
141 - WINTER MAINT. (SNOW & ICE)	19,818.20	35,729.31	14,431.44	14,995.83	22,445.79	29,448.54	30,966.48
149 - OTHER WINTER MAINT.	1,782.31	11,313.64	3,623.02	1,002.46	2,528.70	3,583.96	13,306.46
151 - BRIDGE MAINTENANCE	0.00	0.00	0.00	0.00	0.00	0.00	0.00
152 - PAINTING BRIDGES	0.00	0.00	0.00	0.00	0.00	0.00	0.00
158 - BRIDGE SLOPE REPAIRS	0.00	0.00	0.00	0.00	0.00	0.00	0.00
159 - OTHER BRIDGE MAINTENANCE	0.00	0.00	0.00	0.00	0.00	0.00	0.00
161 - TRAFFIC SIGNAL MAINTENANCE	0.00	0.00	0.00	0.00	0.00	66.84	0.00
162 - PAVEMENT MARKINGS	0.00	671.61	0.00	21.94	0.00	5,838.45	2,709.22
163 - LINE STRIPING	13,854.79	8,353.39	0.00	6,483.78	7,168.73	9,059.29	5,059.58
165 - NORMAL SIGN MAINTENANCE	362.97	490.87	303.30	0.00	125.50	2,851.68	395.38
168 - CONSUMERS ENERGY BILLS	0.00	0.00	0.00	0.00	0.00	0.00	0.00
169 - OTHER SIGN MAINTENANCE	0.00	0.00	0.00	0.00	0.00	0.00	103.22
46600 000 - MISC PRIMARY WORK	0.00	0.00	0.00	0.00	0.00	0.00	0.00
TOTAL PRIMARY MAINTENANCE:	158,111.47	137,961.61	19,094.46	45,239.15	70,096.90	163,973.34	84,076.00



PRIMARY ROAD MAINTENANCE BY TOWNSHIP

Description	CARROLL- TON	CHAPIN	CHESANING	FRANKENMUTH	FREMONT	JAMES	JONESFIELD	KOCHVILLE
100 - DUST CONTROL	0.00	0.00	0.00	0.00	0.00	0.00	0.00	0.00
104 - SEAL COAT	0.00	0.00	2,815.92	0.00	0.00	0.00	0.00	0.00
104S - SWEEPING - CHIP SEAL	0.00	0.00	243.55	0.00	0.00	0.00	0.00	0.00
105 - CRACK SEAL	0.00	26,597.34	6,817.58	0.00	0.00	0.00	0.00	2,085.44
109 - SURFACE MAINTENANCE	1,302.95	0.00	0.00	0.00	0.00	0.00	0.00	0.00
109A - SURF. MAINT. - ASPHALT	0.00	0.00	0.00	0.00	0.00	0.00	0.00	0.00
109C - SURF. MAINT. - COLD PATCH	12,272.77	0.00	1,629.40	438.26	1,644.18	295.56	930.43	8,249.25
109G - SURF. MAINT. - GRAVEL	736.70	0.00	0.00	0.00	459.84	0.00	0.00	0.00
109H - SURF. MAINT. - HOT PATCH	0.00	1,138.05	8,289.05	0.00	0.00	0.00	0.00	2,943.50
119 - SHOULDER MAINTENANCE	2,858.38	3,408.34	11,569.38	590.48	1,296.49	3,951.20	2,011.05	13,188.38
120 - BRUSH SPRAYING	0.00	0.00	0.00	0.00	0.00	0.00	0.00	0.00
121 - TREE & SHRUB REMOVAL	7,062.74	0.00	2,541.68	4,720.48	1,318.92	4,712.57	2,312.76	2,099.78
122 - DRAINAGE & BACKSLOPE	10,308.51	1,540.45	5,098.44	5,320.77	301.15	3,967.38	484.48	1,218.08
123 - GUARDRAIL SPRAYING	0.00	0.00	0.00	0.00	0.00	0.00	0.00	0.00
124 - ROADSIDE CLEANUP	0.00	0.00	0.00	0.00	0.00	0.00	0.00	0.00
125 - SEEDING & MULCHING	321.74	0.00	0.00	0.00	0.00	0.00	0.00	0.00
126 - GRASS & WEED CONTROL	11,628.10	2,114.40	4,971.59	3,327.20	704.80	2,230.70	1,369.60	8,863.60
127 - DITCH-SHRUB REMOVAL	0.00	0.00	0.00	0.00	1,246.50	2,066.52	568.40	0.00
128 - CULVERT MAINTENANCE	0.00	0.00	0.00	0.00	0.00	0.00	12.72	0.00
130 - GUARDRAIL POSTS	606.80	0.00	0.00	0.00	0.00	0.00	0.00	0.00
132 - SWEEPING	3,543.11	112.27	224.65	337.23	224.66	168.40	0.00	1,574.74
134 - TRAFFIC CONTROL	1,186.11	0.00	181.76	414.90	0.00	1,680.45	0.00	449.68
139 - OTHER ROUTINE MAINTENANCE	1,666.08	88.72	443.60	529.04	0.00	0.00	0.00	2,952.32
141 - WINTER MAINT. (SNOW & ICE)	20,124.78	4,801.86	23,500.36	20,279.88	22,850.32	16,861.08	17,135.08	18,782.82
149 - OTHER WINTER MAINT.	1,670.80	1,465.39	1,660.72	9,978.22	180.16	0.00	847.76	876.30
151 - BRIDGE MAINTENANCE	0.00	0.00	0.00	0.00	0.00	0.00	0.00	0.00
152 - PAINTING BRIDGES	0.00	0.00	0.00	0.00	0.00	0.00	0.00	0.00
158 - BRIDGE SLOPE REPAIRS	0.00	0.00	0.00	0.00	0.00	0.00	0.00	0.00
159 - OTHER BRIDGE MAINTENANCE	0.00	0.00	0.00	0.00	0.00	0.00	0.00	0.00
161 - TRAFFIC SIGNAL MAINTENANCE	0.00	0.00	0.00	0.00	0.00	0.00	0.00	0.00
162 - PAVEMENT MARKINGS	3,155.73	0.00	0.00	0.00	0.00	300.66	3,169.69	3,131.59
163 - LINE STRIPING	5,857.01	2,640.12	6,555.66	0.00	6,322.14	3,343.09	0.00	4,875.70
165 - NORMAL SIGN MAINTENANCE	779.39	290.68	557.04	1,106.96	3,914.98	351.08	428.44	974.35
168 - CONSUMERS ENERGY BILLS	0.00	0.00	0.00	0.00	0.00	0.00	0.00	0.00
169 - OTHER SIGN MAINTENANCE	0.00	0.00	0.00	0.00	0.00	139.08	0.00	0.00
46600 000 - MISC PRIMARY WORK	0.00	0.00	0.00	0.00	0.00	0.00	0.00	0.00
TOTAL PRIMARY MAINTENANCE:	85,081.70	44,197.62	77,100.38	47,043.42	40,464.14	40,067.77	29,270.41	72,265.53



PRIMARY ROAD MAINTENANCE BY TOWNSHIP

Description	LAKEFIELD	MAPLE GROVE	MARION	RICHLAND	SAGINAW	ST. CHARLES	SPAULDING
100 - DUST CONTROL	0.00	0.00	0.00	0.00	0.00	0.00	0.00
104 - SEAL COAT	0.00	3,769.39	29,616.03	222.96	0.00	0.00	0.00
104S - SWEEPING - CHIP SEAL	0.00	2,133.33	0.00	1,350.31	0.00	0.00	0.00
105 - CRACK SEAL	0.00	9,129.12	0.00	0.00	0.00	0.00	0.00
109 - SURFACE MAINTENANCE	0.00	1,899.02	0.00	0.00	154.96	0.00	0.00
109A - SURF. MAINT. - ASPHALT	0.00	0.00	0.00	0.00	1,061.44	0.00	0.00
109C - SURF. MAINT. - COLD PATCH	2,413.32	1,962.52	887.52	983.26	33,751.82	2,787.30	0.00
109G - SURF. MAINT. - GRAVEL	0.00	0.00	0.00	215.55	1,398.42	0.00	0.00
109H - SURF. MAINT. - HOT PATCH	0.00	4,977.72	6,767.33	0.00	0.00	0.00	0.00
119 - SHOULDER MAINTENANCE	1,178.49	6,989.99	2,824.79	6,729.96	7,753.13	8,311.67	13,647.61
120 - BRUSH SPRAYING	0.00	0.00	0.00	0.00	0.00	0.00	0.00
121 - TREE & SHRUB REMOVAL	2,918.09	194.23	2,336.17	3,276.65	11,018.02	5,082.39	800.00
122 - DRAINAGE & BACKSLOPE	3,784.02	5,688.88	1,076.06	1,104.77	25,440.51	1,208.91	6,952.55
123 - GUARDRAIL SPRAYING	0.00	0.00	0.00	0.00	0.00	0.00	0.00
124 - ROADSIDE CLEANUP	0.00	0.00	0.00	0.00	0.00	0.00	1,145.25
125 - SEEDING & MULCHING	0.00	0.00	314.02	43.64	0.00	0.00	1,182.16
126 - GRASS & WEED CONTROL	4,759.28	2,368.88	3,476.08	7,368.03	7,960.00	3,766.40	0.00
127 - DITCH-SHRUB REMOVAL	3,658.19	0.00	1,356.20	2,121.55	0.00	0.00	0.00
128 - CULVERT MAINTENANCE	0.00	0.00	0.00	0.00	882.36	0.00	0.00
130 - GUARDRAIL POSTS	0.00	0.00	0.00	1,521.12	2,107.00	0.00	0.00
132 - SWEEPING	0.00	168.71	56.14	1,005.11	20,302.78	280.88	327.18
134 - TRAFFIC CONTROL	340.52	521.18	0.00	920.98	5,226.67	873.07	679.20
139 - OTHER ROUTINE MAINTENANCE	449.34	0.00	754.12	328.66	3,198.70	0.00	0.00
141 - WINTER MAINT. (SNOW & ICE)	24,355.85	20,861.19	13,656.81	23,902.70	103,988.27	15,107.98	13,587.45
149 - OTHER WINTER MAINT.	901.98	809.81	1,483.76	933.44	8,754.80	222.48	0.00
151 - BRIDGE MAINTENANCE	0.00	0.00	0.00	0.00	0.00	0.00	0.00
152 - PAINTING BRIDGES	0.00	0.00	0.00	0.00	0.00	0.00	0.00
158 - BRIDGE SLOPE REPAIRS	0.00	0.00	0.00	0.00	0.00	0.00	0.00
159 - OTHER BRIDGE MAINTENANCE	0.00	0.00	0.00	0.00	0.00	0.00	0.00
161 - TRAFFIC SIGNAL MAINTENANCE	0.00	0.00	0.00	0.00	315.34	0.00	0.00
162 - PAVEMENT MARKINGS	0.00	0.00	80.10	603.90	14,350.55	0.00	0.00
163 - LINE STRIPING	2,270.51	6,736.28	3,385.99	3,237.81	27,479.93	9,296.48	471.00
165 - NORMAL SIGN MAINTENANCE	3,294.49	81.27	654.58	1,889.69	3,743.63	797.58	139.86
168 - CONSUMERS ENERGY BILLS	0.00	0.00	0.00	0.00	0.00	0.00	0.00
169 - OTHER SIGN MAINTENANCE	92.90	0.00	0.00	0.00	153.75	0.00	0.00
46600 000 - MISC PRIMARY WORK	0.00	0.00	0.00	0.00	0.00	0.00	0.00
TOTAL PRIMARY MAINTENANCE:	50,416.98	68,291.52	68,725.70	57,760.09	279,042.08	47,735.14	38,932.26



PRIMARY ROAD MAINTENANCE BY TOWNSHIP

Description	SWAN CREEK	TAYMOUTH	THOMAS	TITABAWASSEE	ZILWAUKEE	ALL TOWNSHIPS
100 - DUST CONTROL	0.00	0.00	0.00	0.00	0.00	0.00
104 - SEAL COAT	0.00	0.00	0.00	0.00	0.00	105,982.08
104S - SWEEPING - CHIP SEAL	0.00	0.00	224.96	0.00	0.00	8,877.07
105 - CRACK SEAL	18,682.51	0.00	41,654.27	0.00	0.00	146,769.49
109 - SURFACE MAINTENANCE	0.00	0.00	0.00	0.00	0.00	4,013.24
109A - SURF. MAINT. - ASPHALT	0.00	1,680.00	1,570.44	2,779.90	0.00	7,651.78
109C - SURF. MAINT. - COLD PATCH	654.42	394.96	1,278.62	13,482.46	0.00	116,701.66
109G - SURF. MAINT. - GRAVEL	0.00	0.00	563.49	390.00	0.00	3,764.00
109H - SURF. MAINT. - HOT PATCH	0.00	0.00	0.00	0.00	0.00	25,088.25
119 - SHOULDER MAINTENANCE	6,012.78	11,225.08	10,016.21	7,910.32	0.00	181,490.96
120 - BRUSH SPRAYING	0.00	0.00	0.00	0.00	0.00	0.00
121 - TREE & SHRUB REMOVAL	0.00	3,925.84	10,506.06	4,725.44	0.00	150,644.88
122 - DRAINAGE & BACKSLOPE	591.67	8,347.26	12,631.56	15,214.73	0.00	164,187.20
123 - GUARDRAIL SPRAYING	0.00	0.00	0.00	0.00	0.00	0.00
124 - ROADSIDE CLEANUP	0.00	0.00	0.00	0.00	0.00	1,145.25
125 - SEEDING & MULCHING	0.00	303.34	116.88	308.25	0.00	5,292.63
126 - GRASS & WEED CONTROL	821.10	8,166.20	4,265.10	2,819.20	0.00	112,712.51
127 - DITCH-SHRUB REMOVAL	1,927.84	0.00	846.12	4,533.76	0.00	20,380.75
128 - CULVERT MAINTENANCE	0.00	0.00	14,325.59	155.70	0.00	17,183.28
130 - GUARDRAIL POSTS	0.00	0.00	0.00	0.00	0.00	5,288.42
132 - SWEEPING	112.27	682.02	1,118.32	1,349.76	337.44	49,151.31
134 - TRAFFIC CONTROL	0.00	145.34	988.63	0.00	0.00	17,763.55
139 - OTHER ROUTINE MAINTENANCE	0.00	0.00	224.12	4,760.10	0.00	18,181.66
141 - WINTER MAINT. (SNOW & ICE)	17,606.30	37,982.87	26,887.17	43,338.54	0.00	653,446.90
149 - OTHER WINTER MAINT.	760.56	7,617.72	617.50	6,846.39	73.60	82,841.94
151 - BRIDGE MAINTENANCE	0.00	0.00	0.00	0.00	0.00	0.00
152 - PAINTING BRIDGES	0.00	0.00	0.00	0.00	0.00	0.00
158 - BRIDGE SLOPE REPAIRS	0.00	0.00	0.00	0.00	0.00	0.00
159 - OTHER BRIDGE MAINTENANCE	0.00	0.00	0.00	0.00	0.00	0.00
161 - TRAFFIC SIGNAL MAINTENANCE	0.00	0.00	0.00	0.00	0.00	382.18
162 - PAVEMENT MARKINGS	254.62	2,677.74	2,695.63	1,032.31	582.04	41,275.78
163 - LINE STRIPING	2,188.09	2,945.41	4,833.28	15,620.96	2,174.87	160,213.89
165 - NORMAL SIGN MAINTENANCE	1,375.70	1,068.23	702.65	1,197.16	0.00	27,877.46
168 - CONSUMERS ENERGY BILLS	0.00	0.00	0.00	0.00	0.00	0.00
169 - OTHER SIGN MAINTENANCE	0.00	0.00	0.00	0.00	0.00	488.95
46600 000 - MISC PRIMARY WORK	0.00	0.00	0.00	0.00	0.00	0.00
TOTAL PRIMARY MAINTENANCE:	50,987.86	87,162.01	136,066.60	126,464.98	3,167.95	2,128,797.07



LOCAL ROAD MAINTENANCE BY TOWNSHIP

Description	ALBEE	BIRCH RUN	BLUMFIELD	BRADY	BRANT	BRIDGEPORT	BUENA VISTA
100 - DUST CONTROL	12,046.06	1,688.03	6,395.11	12,434.46	20,403.47	2,952.79	1,453.01
104 - SEAL COAT	24,514.65	9,021.20	70,766.59	43,191.74	94,726.01	72,075.68	3,792.59
104S - SWEEPING - CHIP SEAL	112.48	1,333.52	2,101.08	0.00	324.76	3,651.02	1,269.74
105 - CRACK SEAL	0.00	0.00	0.00	0.00	0.00	0.00	0.00
109 - SURFACE MAINTENANCE	0.00	0.00	0.00	454.08	519.93	0.00	0.00
109A - SURF. MAINT. - ASPHALT	0.00	0.00	0.00	0.00	0.00	0.00	0.00
109C - SURF. MAINT. - COLD PATCH	9,475.94	22,017.42	5,535.24	5,132.13	4,617.22	17,358.52	42,866.39
109G - SURF. MAINT. - GRAVEL	16,360.07	4,652.80	11,042.66	21,526.04	60,633.40	1,219.84	7,507.04
109H - SURF. MAINT. - HOT PATCH	12,261.79	7,027.60	9,551.55	16,910.33	12,238.87	9,799.99	8,658.75
119 - SHOULDER MAINTENANCE	0.00	878.35	0.00	7,046.22	0.00	6,579.38	341.25
120 - BRUSH SPRAYING	0.00	0.00	0.00	0.00	0.00	0.00	0.00
121 - TREE & SHRUB REMOVAL	5,189.00	3,273.20	119.22	416.28	31,065.20	15,820.12	13,341.98
122 - DRAINAGE & BACKSLOPE	10,290.23	19,067.12	5,577.81	27,387.08	41,070.13	116,565.02	12,204.18
123 - GUARDRAIL SPRAYING	0.00	0.00	0.00	0.00	0.00	0.00	0.00
124 - ROADSIDE CLEANUP	0.00	0.00	0.00	0.00	0.00	0.00	185.00
125 - SEEDING & MULCHING	661.88	2,416.51	337.25	242.66	1,171.71	4,616.83	0.00
126 - GRASS & WEED CONTROL	4,451.20	16,450.60	9,579.90	6,358.05	8,939.36	8,632.90	6,814.40
127 - DITCH-SHRUB REMOVAL	0.00	271.24	0.00	0.00	542.48	1,776.08	4,746.70
128 - CULVERT MAINTENANCE	0.00	0.00	0.00	0.00	0.00	0.00	3,141.29
130 - GUARDRAIL POSTS	0.00	0.00	2,449.10	0.00	0.00	0.00	0.00
132 - SWEEPING	1,236.44	1,594.80	449.08	336.81	444.64	8,309.93	506.17
134 - TRAFFIC CONTROL	0.00	122.92	1,474.26	0.00	289.44	303.04	0.00
139 - OTHER ROUTINE MAINTENANCE	0.00	0.00	0.00	0.00	0.00	614.64	0.00
141 - WINTER MAINT. (SNOW & ICE)	14,331.62	15,555.93	12,588.18	13,504.23	24,673.05	16,436.29	20,974.37
149 - OTHER WINTER MAINT.	0.00	0.00	0.00	0.00	0.00	0.00	329.36
151 - BRIDGE MAINTENANCE	0.00	0.00	0.00	0.00	0.00	0.00	0.00
152 - PAINTING BRIDGES	0.00	0.00	0.00	0.00	0.00	0.00	0.00
158 - BRIDGE SLOPE REPAIRS	0.00	0.00	0.00	0.00	1,018.22	0.00	0.00
159 - OTHER BRIDGE MAINTENANCE	0.00	0.00	0.00	0.00	0.00	0.00	0.00
161 - TRAFFIC SIGNAL MAINTENANCE	0.00	0.00	0.00	0.00	0.00	0.00	0.00
162 - PAVEMENT MARKINGS	0.00	970.82	1,895.36	237.28	0.00	2,502.33	1,136.89
163 - LINE STRIPING	0.00	313.08	1,721.74	0.00	347.32	654.44	364.64
165 - NORMAL SIGN MAINTENANCE	1,273.88	1,860.76	3,042.57	978.22	2,207.10	3,759.25	1,651.63
168 - CONSUMERS ENERGY BILLS	0.00	0.00	0.00	0.00	0.00	0.00	0.00
169 - OTHER SIGN MAINTENANCE	0.00	0.00	0.00	0.00	204.24	0.00	31.61
46600 000 - MISC PRIMARY WORK	0.00	0.00	0.00	0.00	0.00	0.00	0.00
TOTAL LOCAL MAINT.	112,205.24	108,515.90	144,626.70	156,155.61	305,436.55	293,628.09	131,316.99



LOCAL ROAD MAINTENANCE BY TOWNSHIP

Description	CARROLLTON	CHAPIN	CHESANING	FRANKENMUTH	FREMONT	JAMES	JONES-FIELD	KOCHVILLE
100 - DUST CONTROL	1,545.29	13,358.27	3,074.39	7,486.09	23,968.57	1,037.54	1,356.68	0.00
104 - SEAL COAT	73,042.85	41,555.58	53,992.03	699.23	4,617.08	0.00	0.00	0.00
104S - SWEEPING - CHIP SEAL	3,891.44	133.05	852.25	0.00	2,476.74	0.00	2,034.09	0.00
105 - CRACK SEAL	0.00	0.00	1,915.20	0.00	0.00	0.00	0.00	0.00
109 - SURFACE MAINTENANCE	0.00	0.00	0.00	0.00	0.00	0.00	223.11	0.00
109A - SURF. MAINT. - ASPHALT	0.00	0.00	0.00	0.00	0.00	0.00	990.00	0.00
109C - SURF. MAINT. - COLD PATCH	17,627.16	2,266.91	2,598.45	11,600.04	8,786.49	9,746.30	15,640.18	7,519.48
109G - SURF. MAINT. - GRAVEL	6,214.88	20,252.56	2,728.70	5,754.88	21,078.02	5,250.32	5,908.85	732.00
109H - SURF. MAINT. - HOT PATCH	11,772.52	9,743.08	12,578.60	19,398.06	12,520.47	12,640.68	16,378.99	3,444.54
119 - SHOULDER MAINTENANCE	0.00	0.00	0.00	0.00	3,208.24	877.98	2,054.54	0.00
120 - BRUSH SPRAYING	0.00	0.00	0.00	0.00	0.00	0.00	0.00	0.00
121 - TREE & SHRUB REMOVAL	15,455.77	6,227.02	1,559.74	12,778.59	3,380.88	29,890.36	4,258.91	1,393.72
122 - DRAINAGE & BACKSLOPE	16,207.82	3,552.52	29,269.11	13,170.41	2,086.92	44,385.46	5,014.27	10,847.87
123 - GUARDRAIL SPRAYING	0.00	0.00	0.00	0.00	0.00	0.00	0.00	0.00
124 - ROADSIDE CLEANUP	0.00	0.00	0.00	0.00	0.00	281.56	0.00	0.00
125 - SEEDING & MULCHING	727.85	0.00	980.77	569.05	0.00	528.39	0.00	388.14
126 - GRASS & WEED CONTROL	0.00	7,019.84	3,502.48	11,593.30	11,849.50	2,935.50	7,860.84	2,819.20
127 - DITCH-SHRUB REMOVAL	0.00	0.00	0.00	0.00	11,533.69	1,623.12	5,518.53	740.30
128 - CULVERT MAINTENANCE	0.00	0.00	0.00	0.00	3,038.08	13,283.14	502.00	0.00
130 - GUARDRAIL POSTS	0.00	0.00	779.76	0.00	0.00	0.00	40.00	1,286.20
132 - SWEEPING	3,261.92	56.14	562.40	449.29	274.62	168.40	273.11	3,430.67
134 - TRAFFIC CONTROL	645.50	0.00	0.00	372.68	0.00	43.22	0.00	0.00
139 - OTHER ROUTINE MAINTENANCE	0.00	0.00	0.00	0.00	0.00	0.00	0.00	0.00
141 - WINTER MAINT. (SNOW & ICE)	12,877.36	10,193.59	9,614.04	13,581.62	10,151.93	8,810.87	10,837.81	9,235.84
149 - OTHER WINTER MAINT.	1,235.28	0.00	0.00	0.00	592.80	933.44	587.68	45.54
151 - BRIDGE MAINTENANCE	0.00	0.00	0.00	0.00	0.00	0.00	0.00	0.00
152 - PAINTING BRIDGES	0.00	0.00	0.00	0.00	0.00	0.00	0.00	0.00
158 - BRIDGE SLOPE REPAIRS	0.00	0.00	0.00	0.00	0.00	0.00	0.00	0.00
159 - OTHER BRIDGE MAINTENANCE	0.00	221.01	0.00	0.00	0.00	0.00	0.00	0.00
161 - TRAFFIC SIGNAL MAINTENANCE	0.00	0.00	0.00	0.00	0.00	0.00	0.00	0.00
162 - PAVEMENT MARKINGS	2,369.45	0.00	1,015.15	730.30	0.00	308.96	434.53	2,154.86
163 - LINE STRIPING	1,189.26	0.00	154.29	336.64	0.00	0.00	0.00	0.00
165 - NORMAL SIGN MAINTENANCE	1,185.50	528.88	1,755.31	1,537.76	12,360.37	1,020.60	5,819.33	1,009.72
168 - CONSUMERS ENERGY BILLS	0.00	0.00	0.00	0.00	0.00	0.00	0.00	0.00
169 - OTHER SIGN MAINTENANCE	0.00	0.00	0.00	0.00	0.00	0.00	0.00	0.00
46600 000 - MISC PRIMARY WORK	0.00	0.00	0.00	0.00	0.00	0.00	0.00	0.00
TOTAL LOCAL MAINT.	169,249.85	115,108.45	126,932.67	100,057.94	131,924.40	133,765.84	85,733.45	45,048.08



LOCAL ROAD MAINTENANCE BY TOWNSHIP

Description	LAKEFIELD	MAPLE GROVE	MARION	RICHLAND	SAGINAW	ST. CHARLES	SPAULDING
100 - DUST CONTROL	17,834.26	3,228.78	14,083.68	13,753.99	0.00	5,977.59	2,226.26
104 - SEAL COAT	153.81	0.00	30,689.41	21,763.27	0.00	46,728.48	0.00
104S - SWEEPING - CHIP SEAL	0.00	278.91	177.42	899.84	2,489.48	910.87	0.00
105 - CRACK SEAL	0.00	0.00	0.00	0.00	0.00	0.00	0.00
109 - SURFACE MAINTENANCE	0.00	0.00	0.00	64.83	4,030.19	0.00	0.00
109A - SURF. MAINT. - ASPHALT	0.00	0.00	0.00	0.00	13,340.30	0.00	0.00
109C - SURF. MAINT. - COLD PATCH	10,099.29	5,836.83	964.42	13,800.14	24,183.64	5,733.35	4,692.42
109G - SURF. MAINT. - GRAVEL	24,090.43	2,918.96	21,919.08	14,138.26	37.16	22,787.58	7,764.68
109H - SURF. MAINT. - HOT PATCH	11,816.92	12,331.23	5,335.78	13,556.02	18,855.89	14,214.92	14,738.67
119 - SHOULDER MAINTENANCE	655.55	1,342.20	280.48	1,230.97	1,106.48	64.24	1,600.98
120 - BRUSH SPRAYING	0.00	0.00	0.00	0.00	0.00	0.00	0.00
121 - TREE & SHRUB REMOVAL	8,328.98	1,269.30	8,105.70	9,568.82	8,582.93	0.00	850.00
122 - DRAINAGE & BACKSLOPE	3,180.72	30,783.84	1,341.84	23,157.66	91,066.98	2,706.72	9,723.41
123 - GUARDRAIL SPRAYING	0.00	0.00	0.00	0.00	0.00	0.00	0.00
124 - ROADSIDE CLEANUP	0.00	0.00	0.00	0.00	0.00	0.00	0.00
125 - SEEDING & MULCHING	0.00	1,346.91	218.16	1,630.87	1,381.36	1,770.57	716.16
126 - GRASS & WEED CONTROL	9,087.02	4,930.56	3,874.88	12,111.68	5,286.00	5,051.88	6,230.70
127 - DITCH-SHRUB REMOVAL	6,406.54	271.24	5,017.94	7,968.85	0.00	0.00	135.62
128 - CULVERT MAINTENANCE	3,059.30	0.00	0.00	3,149.92	0.00	0.00	0.00
130 - GUARDRAIL POSTS	0.00	0.00	0.00	0.00	748.50	0.00	0.00
132 - SWEEPING	1,337.15	2,021.90	56.14	3,519.94	55,494.86	955.34	1,799.68
134 - TRAFFIC CONTROL	592.80	901.18	298.62	1,101.87	672.70	0.00	530.16
139 - OTHER ROUTINE MAINTENANCE	0.00	0.00	0.00	0.00	2,532.10	0.00	0.00
141 - WINTER MAINT. (SNOW & ICE)	11,570.19	12,801.25	14,311.89	13,170.02	62,706.39	7,230.07	10,818.30
149 - OTHER WINTER MAINT.	502.00	0.00	0.00	1,205.89	0.00	0.00	0.00
151 - BRIDGE MAINTENANCE	0.00	0.00	0.00	0.00	0.00	0.00	0.00
152 - PAINTING BRIDGES	0.00	0.00	0.00	0.00	0.00	0.00	0.00
158 - BRIDGE SLOPE REPAIRS	0.00	0.00	0.00	0.00	0.00	0.00	0.00
159 - OTHER BRIDGE MAINTENANCE	0.00	0.00	0.00	0.00	0.00	0.00	15,818.60
161 - TRAFFIC SIGNAL MAINTENANCE	0.00	0.00	0.00	0.00	0.00	0.00	0.00
162 - PAVEMENT MARKINGS	0.00	0.00	0.00	1,940.16	2,097.81	696.42	89.63
163 - LINE STRIPING	0.00	468.04	0.00	0.00	415.88	0.00	0.00
165 - NORMAL SIGN MAINTENANCE	12,235.05	1,919.04	1,202.47	3,343.66	4,725.92	794.60	1,080.42
168 - CONSUMERS ENERGY BILLS	0.00	0.00	0.00	0.00	374.13	0.00	0.00
169 - OTHER SIGN MAINTENANCE	108.90	0.00	0.00	0.00	0.00	0.00	0.00
46600 000 - MISC PRIMARY WORK	0.00	0.00	0.00	0.00	0.00	0.00	0.00
TOTAL LOCAL MAINT.	121,058.91	82,650.17	107,877.91	161,076.66	300,128.70	115,622.63	78,815.69



LOCAL ROAD MAINTENANCE BY TOWNSHIP

Description	SWAN CREEK	TAYMOUTH	THOMAS	TITTABAWASSEE	ZILWAUKEE	ALL TOWNSHIPS
100 - DUST CONTROL	2,133.04	8,738.11	2,681.46	3,470.26	457.33	183,784.52
104 - SEAL COAT	11,323.42	96,352.33	52,703.50	12,861.31	0.00	764,570.76
104S - SWEEPING - CHIP SEAL	0.00	2,990.08	281.21	1,314.18	0.00	27,522.16
105 - CRACK SEAL	0.00	0.00	0.00	893.76	0.00	2,808.96
109 - SURFACE MAINTENANCE	0.00	0.00	0.00	0.00	0.00	5,292.14
109A - SURF. MAINT. - ASPHALT	0.00	0.00	0.00	0.00	0.00	14,330.30
109C - SURF. MAINT. - COLD PATCH	7,915.89	17,595.12	20,458.06	19,169.44	0.00	313,236.47
109G - SURF. MAINT. - GRAVEL	19,074.26	21,987.60	6,136.05	4,589.80	0.00	336,305.92
109H - SURF. MAINT. - HOT PATCH	12,135.21	14,942.23	12,902.72	13,624.40	0.00	319,379.81
119 - SHOULDER MAINTENANCE	1,681.70	529.28	1,786.21	1,379.32	0.00	32,643.37
120 - BRUSH SPRAYING	0.00	0.00	0.00	0.00	0.00	0.00
121 - TREE & SHRUB REMOVAL	11,094.05	54,510.54	6,295.69	69,341.34	0.00	322,117.34
122 - DRAINAGE & BACKSLOPE	3,378.61	53,343.14	67,036.37	61,466.40	0.00	703,881.64
123 - GUARDRAIL SPRAYING	0.00	0.00	0.00	740.30	0.00	740.30
124 - ROADSIDE CLEANUP	296.40	0.00	0.00	0.00	0.00	762.96
125 - SEEDING & MULCHING	0.00	2,378.94	2,936.43	5,894.46	0.00	30,914.90
126 - GRASS & WEED CONTROL	11,898.56	10,969.60	5,086.20	10,879.70	0.00	194,213.85
127 - DITCH-SHRUB REMOVAL	11,270.37	542.48	4,351.60	7,067.16	0.00	69,783.94
128 - CULVERT MAINTENANCE	356.72	710.76	58,693.09	0.00	0.00	85,934.30
130 - GUARDRAIL POSTS	0.00	0.00	540.50	2,284.48	0.00	8,128.54
132 - SWEEPING	505.22	0.00	7,568.93	11,753.00	0.00	106,366.58
134 - TRAFFIC CONTROL	290.68	2,253.06	398.46	404.32	0.00	10,694.91
139 - OTHER ROUTINE MAINTENANCE	0.00	0.00	0.00	795.56	0.00	3,942.30
141 - WINTER MAINT. (SNOW & ICE)	6,296.03	25,173.78	13,942.64	21,613.38	0.00	403,000.67
149 - OTHER WINTER MAINT.	172.88	0.00	976.16	207.92	0.00	6,788.95
151 - BRIDGE MAINTENANCE	0.00	0.00	0.00	0.00	0.00	0.00
152 - PAINTING BRIDGES	0.00	0.00	0.00	0.00	0.00	0.00
158 - BRIDGE SLOPE REPAIRS	0.00	0.00	0.00	0.00	0.00	1,018.22
159 - OTHER BRIDGE MAINTENANCE	0.00	0.00	0.00	0.00	0.00	16,039.61
161 - TRAFFIC SIGNAL MAINTENANCE	0.00	0.00	0.00	0.00	0.00	0.00
162 - PAVEMENT MARKINGS	0.00	1,090.35	1,221.96	2,484.67	0.00	23,376.93
163 - LINE STRIPING	0.00	533.51	632.11	587.55	0.00	7,718.50
165 - NORMAL SIGN MAINTENANCE	5,964.41	3,137.77	1,513.20	2,481.03	0.00	78,388.45
168 - CONSUMERS ENERGY BILLS	0.00	0.00	0.00	0.00	0.00	374.13
169 - OTHER SIGN MAINTENANCE	0.00	63.22	208.62	0.00	0.00	616.59
46600 000 - MISC PRIMARY WORK	0.00	0.00	0.00	0.00	0.00	0.00
TOTAL LOCAL MAINT.	105,787.45	317,841.90	268,351.17	255,303.74	457.33	4,074,678.02



Miscellaneous Maintenance Projects

Township	Road Name	Road Length	From Location	To Location	Project Type	Account Number	Sub Account	Amount (Not incl. Dist.)
Albee	Sloan Road	0.96	Bishop Road	West to Township Line	Maintenance Limestone	496G0107	96	\$ 15,356.32
Blumfield	Wilshire Road	0.05	West end of Gravel	East to Nextera Office Driveway	Maintenance Limestone	496G0303	281	\$ 946.19
Blumfield	Becker Road	0.30	West End of Gravel	to #69 Wind Turbine	Maintenance Limestone	496G0303	251	\$ 4,711.33
Brady	Johnstone Road	3.00	Hemlock Road	Oakley Road	Maintenance Limestone	496G0435	013	\$ 27,532.53
Brant	Schroeder Road	0.52	Steel Road	Stevens Road	Maintenance Limestone	496G0507	131	\$ 9,013.29
Brant	Schroeder Road	1.00	Fordney Road	Oakley Road	Maintenance Limestone	496G0512	151	\$ 15,766.55
Brant	Stevens Road	1.00	Brant Road	Schroeder Road	Maintenance Limestone	496G0518	231	\$ 16,465.32
Brant	Marion Road	2.00	Steel Road	Brennan Road	Maintenance Limestone	496G0519	061	\$ 32,309.34
Brant	Brennan Road	0.95	Brant Road	Marion Road	Maintenance Limestone	496G0521	282	\$ 16,413.56
Brant	Ward Road	1.00	Marion Road	Burt Road	Maintenance Limestone	496G0526	331	\$ 16,612.60
Brant	Steel Road	1.00	Gary Road	Burt Road	Maintenance Limestone	496G0531	191	\$ 16,797.81
Chapin	Baldwin Road	0.25	Merrill Road	To the East 1/4 Mile	Maintenance Limestone	496G0902	131	\$ 4,549.30
Chapin	Wickie Road	0.73	M-57	Fenmore Road	Maintenance Limestone	496G0916	091	\$ 12,955.47
Chesaning	Amman Road	1.00	Volkmer Road	Chesaning Road	Maintenance Limestone	496G1012	231	\$ 16,438.58
Chesaning	Amman Road	1.01	M-57	Volkmer Road	Maintenance Limestone	496G1013	231	\$ 16,391.43
Fremont	Baumgartner Road	1.04	Orr Road	Fordney Road	Maintenance Limestone	496G1225	051	\$ 16,824.36
Fremont	Beaver Road	2.04	Pavement	Raucholz Road	Maintenance Limestone	496G1227	051	\$ 33,500.04
Lakefield	Chapin Road	1.00	Lakefield Road	Roosevelt Road	Maintenance Limestone	496G1614	151	\$ 16,901.57
Lakefield	Grabowski Road	1.00	Meridian Road	Fenmore Road	Maintenance Limestone	496G1621	061	\$ 16,200.35
Marion	Chapin Road	2.00	Gary Road	Marion Road	Maintenance Limestone	496G1826	141	\$ 32,481.04
Taymouth	Sloan Road	0.25	Off Bell (From 3rd House)	to Turn around at west end of road	Maintenance Limestone	496G2408	161	\$ 8,128.48
Taymouth	Elms Road	0.50	Canada Road	to North (to RR Tracks)	Maintenance Limestone	496G2413	441	\$ 3,483.00
Taymouth	Marshall Road	1.06	Canada Road	Birch Run Road	Maintenance Limestone	496G2423	391	\$ 17,031.70
Taymouth	Marshall Road	1.00	Birch Run Road	Burt Road	Maintenance Limestone	496G2426	381	\$ 16,340.08
Thomas	All Chip Sealed Roads	0.10	All Chip Seal	All Chip Seal	Sweeping	496S2513		\$ 4,575.30
Brant	Raucholz Road	1.18	Ithaca Road	Townline Road	Seal Blend	49600502	314	\$ 28,843.54
Brant	Raucholz Road	0.50	Ithaca Road	South to Cross Culvert - Main Drain	Seal Blend	49600511	313	\$ 11,024.18
Swan Creek	Martin Road	0.15	740' North of Village Limits		Seal Blend	49602332	311	\$ 9,474.24
Bridgeport	Various	0.10	Various	Various	Hot Patching	49600600		\$ 10,240.38
Buena Vista	Various	0.10	Various	Various	Hot Patching	49600700		\$ 10,575.11
Taymouth	Various	0.10	Various	Various	Hot Patching	49602400		\$ 25,895.86
Tittabawassee	Various	0.10	Various	Various	Hot Patching	49602600		\$ 5,482.93
Maple Grove	East Road - West Side Only	0.40	South of House No. 14172	South of House No. 14330	Drainage Only	49601711	311	\$ 19,433.17
Saginaw	Vancouver Dr	0.10	1584, 1600 and 1616		Drainage Only	49602021	205	\$ 6,872.20
Tittabawassee	Webster Road	0.25	Laduke Road	to the South 0.25 mile E side only	Drainage Only	49602609	421	\$ 15,523.48
Blumfield	Hack Road	1.00	N Block Road	Reese Road	Crack Sealing	496S0301	201	\$ 2,600.00
Tittabawassee	Hospital Road	2.97	Tittabawassee Road	Freeland Road	Crack Sealing	496S1519	321	\$ 15,188.60
Lakefield	Fenmore Road	1.01	Nelson Road	Lakefield Road	Crack Sealing	496S1622	111	\$ 2,356.76
Lakefield	Nelson Road	1.00	Steel Road	Chapin Road	Crack Sealing	496S1625	051	\$ 1,191.68
Marion	Chapin Road	1.00	Schroeder Road	Brant Road	Crack Sealing	496S1813	151	\$ 2,487.10
Tittabawassee	Wilkinson Road	0.52	River Road	Mielke Road	Crack Sealing	496S2620	161	\$ 1,365.91
Tittabawassee	Pierce Road	1.33	M-47	Garfield Road	Crack Sealing	496S2622	112	\$ 5,825.40
Chesaning	McKeighan Road	1.51	Village Limits	Gary Road	Crack Sealing	49601005	181	\$ 11,315.64
Carrollton	Various	0.10	Various	Various	Concrete Patches	49600800		\$ 453.16
Saginaw	Various	0.10	Various	Various	Concrete Patches	49602000		\$ 48,088.66
								\$ 621,963.54



TOWNSHIP CONTRIBUTIONS

Township	Township Contributions
Albee	\$ 33,295.00
Birch Run	\$ 84,074.00
Blumfield	\$ 99,926.00
Brady	\$ 110,718.00
Brant	\$ 133,506.00
Bridgeport	\$ 98,894.00
Buena Vista	\$ 29,967.00
Carrollton	\$ 35,059.00
Chapin	\$ 27,735.00
Chesaning	\$ 70,117.00
Frankenmuth	\$ 4,057.00
Fremont	\$ 54,776.00
James	\$ 608.00
Jonesfield	\$ 854.00
Kochville	\$ 8,875.00
Lakefield	\$ 39,102.00
Maple Grove	\$ 141,312.00
Marion	\$ 58,620.00
Richland	\$ 39,421.00
Saginaw	\$ 30,169.00
St. Charles	\$ 38,702.00
Spaulding	\$ 10,280.00
Swan Creek	\$ 15,244.00
Taymouth	\$ 218,946.00
Thomas	\$ 369,855.00
Tittabawassee	\$ 196,643.00
Zilwaukee	\$ -
TOTAL:	\$ 1,950,755.00



STATEMENT OF REVENUES & EXPENDITURES

	Primary Road Fund	Local Road Fund	Commission Fund	Total
REVENUES				
Michigan Transportation Fund	\$ 8,395,578	\$ 4,212,748		\$ 12,608,326
Optional Transfer	\$ (3,000,000)	\$ 3,000,000		\$ -
Critical Bridge Fund (State & Federal)	\$ 2,711,575			\$ 2,711,575
Other State Revenue	\$ 317,323			\$ 317,323
Rural Primary (D)	\$ 18,291			\$ 18,291
Federal Revenue (STP)	\$ 1,106,487			\$ 1,106,487
Transportation & System Preservation	\$ 14,235			\$ 14,235
High Risk Rural				\$ -
Economic Development (A Funds)				\$ -
Gain on Disposal of Equipment	\$ 4,509	\$ 5,695	\$ 13,527	\$ 23,731
City/Village Contributions			\$ 18,104	\$ 18,104
Township Contributions		\$ 1,950,755		\$ 1,950,755
Other Govt. Entity Contributions			\$ 2,101	\$ 2,101
Charges for Services	\$ 10,030	\$ 65,194	\$ 25,075	\$ 100,298
Interest and Rents	\$ 1,997	\$ 4,460	\$ 7,966	\$ 14,422
Private/Public Sources, including Subdivisions		\$ 50,870	\$ 59,603	\$ 110,473
Special Assessments		\$ 177,553		\$ 177,553
Misc. Revenue	\$ 3,147	\$ 3,147	\$ 65,951	\$ 72,245
Note Proceeds				\$ -
TOTAL REVENUE:	\$ 9,583,172	\$ 9,470,423	\$ 192,325	\$ 19,245,920
EXPENDITURES				
Construction/Capacity Improvements	\$ 30,118	\$ 50,870		\$ 80,988
Preservation-Structural Improvements	\$ 5,553,431	\$ 2,771,329		\$ 8,324,760
Maintenance	\$ 4,121,544	\$ 6,631,359		\$ 10,752,904
Administrative	\$ 357,151	\$ 347,894		\$ 705,045
Equipment Account	\$ 59,036	\$ 107,015	\$ 5,232	\$ 171,283
Drain Assessments	\$ 30,094	\$ 90,282		\$ 120,376
Debt Principal Payment				\$ -
Interest Expense				\$ -
Other (Non-Road Related Projects)			\$ 66,510	\$ 66,510
NON-OPERATING EXPENDITURES				
* Net Capital Outlay	\$ 56,939	\$ 1,972	\$ (493,718)	\$ (434,807)
TOTAL EXPENDITURES	\$ 10,208,313	\$ 10,000,722	\$ (421,977)	\$ 19,787,058
Revenues over(under) expenditures:	\$ (625,141)	\$ (530,299)	\$ 614,302	\$ (541,138)
FUND BALANCE:	\$ 219,219	\$ 1,355,712	\$ 3,982,531	\$ 5,557,461

*Net Capital Outlay - Expenditures less depreciation and depletion.



BALANCE SHEET

ASSETS

General Operating Fund

Cash	\$	140,559
Investments	\$	3,220,811
Accounts Receivable: (Includes MTF, Townships, Interest, etc.)	\$	2,921,176

Inventories

Road Materials	\$	174,645
Equipment Materials and Parts	\$	71,241

Other

Prepaid Expenses	\$	37,622
Salt	\$	431,853

Total General Operating Assets

\$ 6,997,908

Capital Asset Account Group

Land	\$	558,635
Land Improvements	\$	26,050
Depletable Assets	\$	38,094
Buildings	\$	537,745
Road Equipment	\$	2,133,942
Shop Equipment	\$	4,179
Engineering Equipment	\$	108,713
Yard & Storage Equipment	\$	2,552
Office Equipment	\$	78,515
Infrastructure	\$	158,201,119
Net Fixed Assets		

\$161,689,543

TOTAL ASSETS

\$168,687,451

LIABILITIES & FUND BALANCES

General Operating Fund

Accounts Payable	\$	575,980
Accrued Liability	\$	246,726
Deferred Revenue	\$	518,688
Due to State	\$	(109,678)
Due to Former Employees	\$	8,115
Prepaid Permits	\$	2,859
Performance Deposits	\$	159,164
Accrued MERS Payable	\$	38,594

\$ 1,440,446

Fund Balances

Primary	\$	219,219
Local	\$	1,355,712
County	\$	<u>3,982,531</u>

\$ 5,557,462

Capital Asset Account Group

Plant & Equipment Equity

\$161,689,543

TOTAL LIABILITIES & FUND BALANCES

\$168,687,451



ORGANIZATIONAL CHART

